



2023-2024 COUNSELOR'S GUIDE
Ohio Independent Colleges and Universities



Antioch College | Art Academy of Cincinnati | Ashland University | Aultman College | Baldwin Wallace University
Bluffton University | Capital University | Case Western Reserve University | Cedarville University
The Christ College of Nursing & Health Sciences | Cleveland Institute of Art | Columbus College of Art & Design
University of Dayton | Defiance College | Denison University | The University of Findlay
Franciscan University of Steubenville | Franklin University | Good Samaritan College of Nursing and Health Science
Heidelberg University | Hiram College | John Carroll University | Kenyon College | Kettering College | Lake Erie College
Lourdes University | Malone University | Marietta College | Mercy College of Ohio | Mount Carmel College of Nursing
Mount St. Joseph University | University of Mount Union | Mount Vernon Nazarene University | Muskingum University
University of Northwestern Ohio | Notre Dame College | Oberlin College | Ohio Christian University
Ohio Dominican University | Ohio Northern University | Ohio Wesleyan University | Otterbein University
University of Rio Grande | Tiffin University | Union Institute & University | Ursuline College | Walsh University
Wilberforce University | Wilmington College | Wittenberg University | The College of Wooster | Xavier University

Table of Contents

Why Independent Colleges?	2-3	The University of Findlay	24	Notre Dame College	44
Frequently Asked Questions	4-5	Franciscan University		Oberlin College	45
Financial Aid	6-8	of Steubenville	25	Ohio Christian University	46
		Franklin University	26	Ohio Dominican University	47
Ohio Independent College and University Profiles:		Good Samaritan College of Nursing & Health Science	27	Ohio Northern University	48
Antioch College	9	Heidelberg University	28	Ohio Wesleyan University	49
Art Academy of Cincinnati	10	Hiram College	29	Otterbein University	50
Ashland University	11	John Carroll University	30	University of Rio Grande	51
Aultman College	12	Kenyon College	31	Tiffin University	52
Baldwin Wallace University	13	Kettering College	32	Union Institute & University	53
Bluffton University	14	Lake Erie College	33	Ursuline College	54
Capital University	15	Lourdes University	34	Walsh University	55
Case Western Reserve University	16	Malone University	35	Wilberforce University	56
Cedarville University	17	Marietta College	36	Wilmington College	57
The Christ College of Nursing & Health Sciences	18	Mercy College of Ohio	37	Wittenberg University	58
Cleveland Institute of Art	19	Mount Carmel College of Nursing	38	The College of Wooster	59
Columbus College of Art & Design	20	Mount St. Joseph University	39	Xavier University	60
University of Dayton	21	University of Mount Union	40	Degree Programs	62-95
Defiance College	22	Mount Vernon Nazarene University	41	Athletics & Activities	96-99
Denison University	23	Muskingum University	42		
		University of Northwestern Ohio	43		

Please go to each institution's website for details on how and when students are able to visit campus.

The Counselor's Guide to Ohio's Independent Colleges and Universities (September 2023, Vol. #35) is published annually by the Association of Independent Colleges and Universities of Ohio and its member institution Enrollment Leadership.

41 South High Street, Suite 1690

Columbus, Ohio 43215

www.aicuo.edu

AICUO Cover photo provided by John Carroll University

Why Independent Colleges?

Independent Graduates Have Better Post-Graduation Outcomes

Percent of Bachelor's graduates employed, enrolled in graduate school, or serving in military



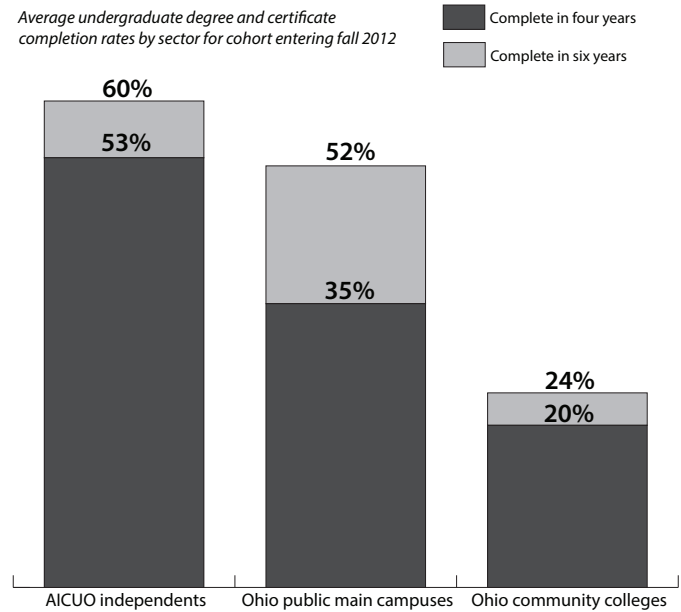
Average starting salary for Bachelor's degree graduates



Source: National Association of Colleges and Employers. (2020). *First Destinations for the Class of 2020: Findings and Analysis*.

Ohio Independent Colleges: The Better Path to Graduation

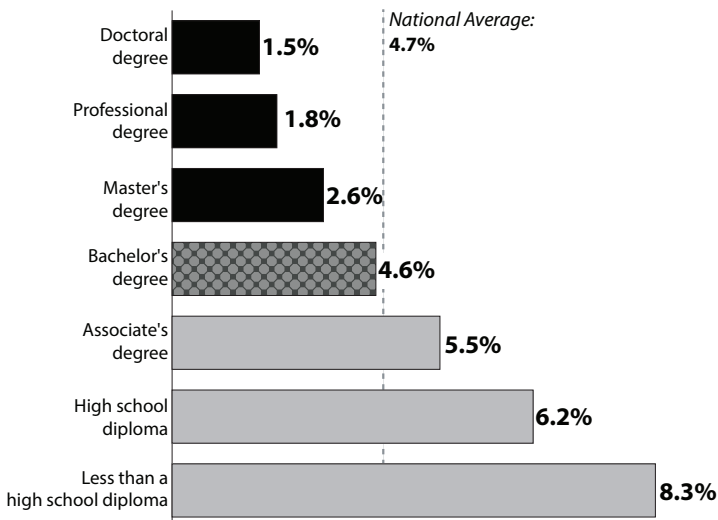
Average undergraduate degree and certificate completion rates by sector for cohort entering fall 2012



Source: Integrated Postsecondary Education Data System Outcomes Measures.

Better Educated Means Less Likely to be Unemployed

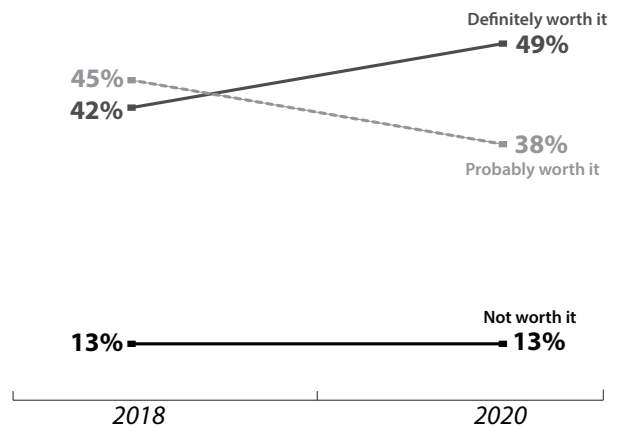
Average weekly unemployment rate in 2021 by educational attainment



Source: U.S. Bureau of Labor Statistics. (2020). *Education pays*.

More Employers Think College is Worthwhile

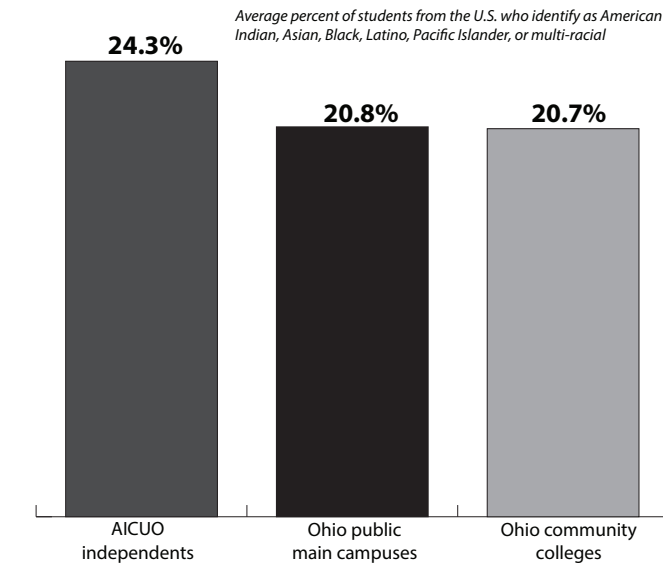
Employer responses on whether a college degree is worthwhile



Source: American Association for Colleges and Universities. (2021). *How College Contributes to Workforce Success*.

Why Independent Colleges?

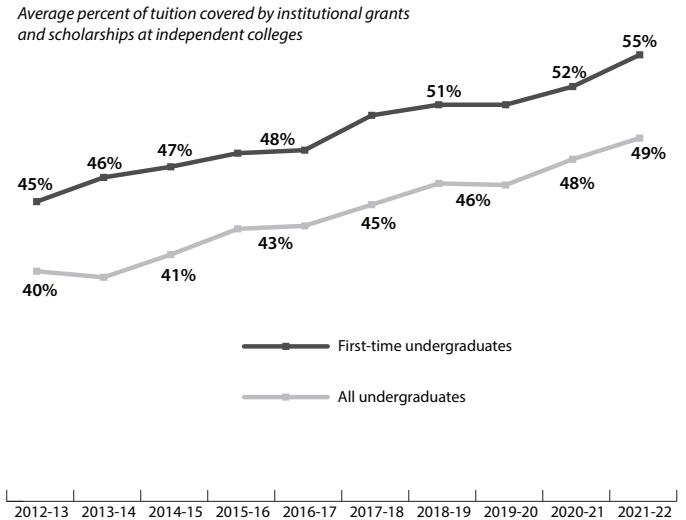
Ohio Independents Lead in Racial & Ethnic Diversity



Note: Analysis does not include Ohio's two historically Black institutions, Wilberforce University and Central State University.
Source: IPEDS Fall Enrollment 2020.

Student Aid at Independents Reaches Record High

Independent institutions cover more than half of tuition on average

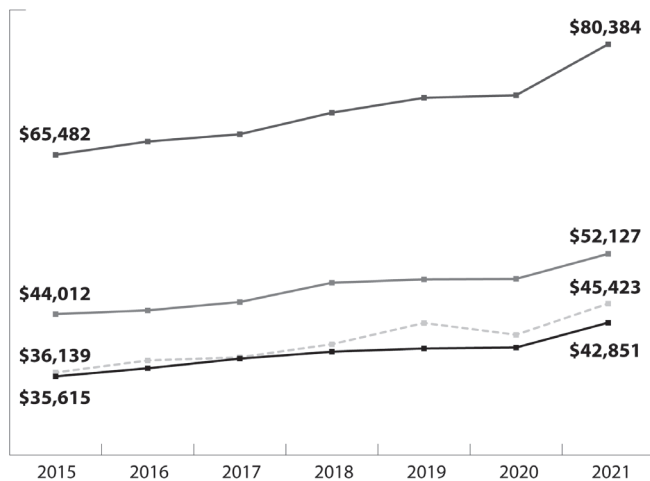


Source: National Association of College & University Business Officers, (June 2022), 2021 NACUBO Tuition Discounting Study

Bachelor Degree Holders Continue to Earn More

Mean earnings from 2015 to 2021 by educational attainment

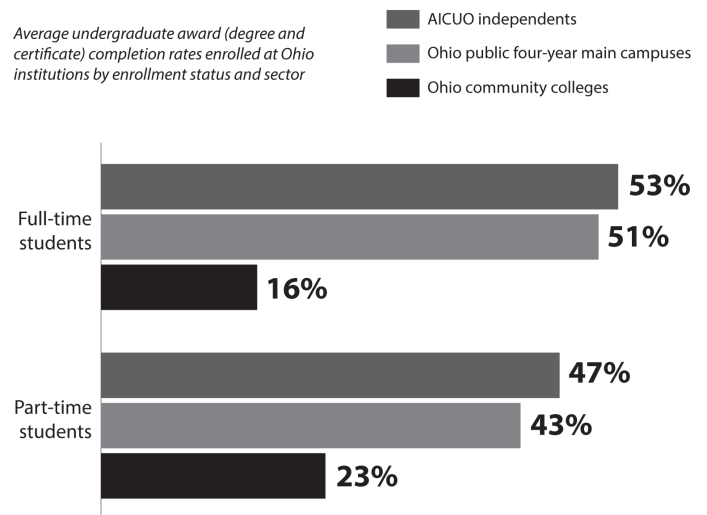
- Bachelor's degree or higher
- Associate's degree
- Some college, no degree
- HS graduate



Source: Statista. (2021). Median weekly earnings of full-time wage and salary workers in the United States in 2021, by educational attainment.

Ohio Independents Lead in Graduation Rates

Average undergraduate award (degree and certificate) completion rates enrolled at Ohio institutions by enrollment status and sector



Note: Full-time student graduation is at a six-year rate; part-time student graduation is at an eight-year rate
Source: IPEDS Outcome Measures. (2021).

FAQ

	Antioch College	Art Academy of Cincinnati	Ashland University	Aultman College	Baldwin Wallace University	Bluffton University	Capital University	Case Western Reserve University	Cedarville University	Christ College of Nursing	Cleveland Institute of Art	Columbus College of Art & Design	University of Dayton	Defiance College	Denison University	The University of Findlay	Franciscan University of Steubenville	Franklin University	Good Samaritan College of Nursing	Heidelberg University	Hiram College	John Carroll University	Kenyon College	Kettering College	Lake Erie College	Lourdes University
Do you require ACT writing?	N	N	N	N	N	N	N	N	N	N	N	N	N	N	N	N	N	N	N	N	N	N	N	N	N	N
Does your institution use ACT writing in the admissions decision process?	N	N	N	N	N	N	N	N	N	N	N	N	N	N	N	N	N	N	N	N	N	N	N	N	N	N
Does your institution use ACT subscores for placement?	N	N	Y	N	Y	Y	Y	N	Y	N	N	N	Y	Y	N	Y	N	Y	N	N	N	Y	N	Y	N	Y
Do you super score the ACT?	Y	N	N	N	Y	N	Y	Y	Y	N	Y	Y	Y	Y	Y	Y	N	N	N	Y	N	Y	Y	Y	N	Y
Do you super score the SAT?	Y	N	N	N	Y	N	Y	Y	Y	N	Y	Y	Y	Y	Y	Y	N	N	N	Y	N	Y	Y	N	N	Y
Does your institution super score for scholarships?	N	N	N	N	N	N	Y	Y	Y	N	Y	N	Y	Y	Y	Y	Y	N	Y	N	N	Y	Y	N	N	Y
Do you accept either ACT or SAT?	Y	Y	Y	Y	Y	Y	Y	Y	Y	Y	Y	Y	Y	Y	Y	Y	Y	Y	Y	Y	N	Y	Y	Y	Y	Y
Are you test optional?	Y	Y	Y	N	Y	Y	Y	Y	Y	Y	Y	Y	Y	Y	Y	Y	Y	Y	Y	Y	N	Y	Y	Y	Y	Y
Do you require ACT/SAT directly from the testing agency?	N	Y	N	N	Y	N	N	N	N	Y	Y	Y	N	N	N	N	N	N	Y	N	N	N	N	N	N	N
Do you accept the Common Application?	Y	Y	Y	N	Y	Y	Y	Y	N	N	Y	Y	Y	Y	Y	Y	N	N	N	Y	Y	Y	Y	N	Y	Y
Do you accept electronic transcripts?	Y	Y	Y	Y	Y	Y	Y	Y	Y	Y	Y	Y	Y	Y	Y	Y	Y	Y	Y	Y	Y	Y	Y	Y	Y	Y
Do you require letter(s) of recommendation?	Y	N	N	N	N	N	N	Y	N	N	N	N	N	N	Y	N	N	N	N	N	N	Y	Y	N	N	N
Does your institution offer athletic scholarships?	N	N	Y	N	N	N	N	N	Y	N	N	N	Y	N	N	Y	N	N	N	N	N	N	N	N	Y	Y
Do you offer full tuition scholarships?	Y	Y	Y	Y	N	Y	Y	Y	N	N	Y	N	Y	Y	Y	Y	Y	N	N	N	N	Y	Y	N	Y	N
Are scholarships available beyond your application deadline?	Y	Y	Y	Y	Y	Y	Y	N	Y	N	Y	Y	Y	Y	N	Y	Y	N	N	Y	Y	Y	N	Y	Y	Y
Does your institution allow prospective students to stay overnight in your residence halls?	Y	N	Y	N	Y	N	Y	N	Y	N	N	N	N	Y	Y	N	N	N	N	Y	Y	N	N	N	N	Y

	Malone University	Marietta College	Mercy College of Ohio	Mount Carmel College of Nursing	Mount St. Joseph University	University of Mount Union	Mount Vernon Nazarene University	Muskingum University	University of Northwestern Ohio	Notre Dame College	Oberlin College	Ohio Christian University	Ohio Dominican University	Ohio Northern University	Ohio Wesleyan University	Otterbein University	University of Rio Grande	Tiffin University	Union Institute & University	Ursuline College	Walsh University	Wilberforce University	Wilmington College	Wittenberg University	The College of Wooster	Xavier University	FAQ		
	N	N	N	N	N	N	N	N	N	N	N	N	N	N	N	N	N	N	N	N	N	N	N	N	N	N		Do you require ACT writing?	
	N	N	N	N	N	N	N	N	N	N	N	N	N	N	N	N	N	N	N	N	N	N	N	N	N	N		Does your institution use ACT writing in the admissions decision process?	
	Y	Y	Y	Y	N	Y	Y	Y	Y	N	N	Y	Y	Y	Y	Y	Y	Y	N	Y	Y	N	Y	Y	N	N		Does your institution use ACT subscores for placement?	
	Y	Y	Y	N	Y	Y	N	N	N	N	Y	Y	Y	N	Y	N	N	N	N	Y	Y	Y	N	Y	Y	Y		Do you super score the ACT?	
	Y	Y	Y	N	Y	Y	N	N	N	N	Y	Y	Y	N	Y	N	N	N	N	Y	Y	Y	N	Y	Y	Y		Do you super score the SAT?	
	Y	Y	Y	N	N	Y	N	N	N	N	Y	Y	Y	Y	Y	N	N	N	N	Y	Y	Y	N	Y	Y	Y		Does your institution super score for scholarships?	
	Y	Y	Y	Y	Y	Y	Y	Y	Y	Y	Y	Y	Y	Y	Y	Y	Y	Y	N	Y	Y	Y	Y	Y	Y	Y		Do you accept either ACT or SAT?	
	Y	Y	Y	Y	Y	Y	Y	Y	Y	Y	Y	Y	Y	Y	Y	Y	Y	N	N	Y	Y	Y	Y	Y	Y	Y		Are you test optional?	
	N	N	N	N	N	N	N	N	N	N	N	N	N	N	N	N	N	Y	N	N	N	Y	N	N	N	N		N	Do you require ACT/SAT directly from the testing agency?
	Y	Y	N	N	Y	Y	Y	Y	N	Y	Y	N	Y	Y	Y	Y	N	Y	N	Y	Y	Y	Y	Y	Y	Y		Do you accept the Common Application?	
	Y	Y	Y	Y	Y	Y	Y	Y	Y	Y	Y	Y	Y	Y	Y	Y	Y	Y	Y	Y	Y	Y	Y	Y	Y	Y		Do you accept electronic transcripts?	
	N	Y	N	N	N	N	N	N	N	N	Y	N	N	N	N	N	N	N	Y	N	N	N	N	N	Y	Y		Do you require letter(s) of recommendation?	
	Y	N	N	N	N	N	Y	N	Y	Y	N	Y	Y	N	N	N	Y	Y	N	Y	Y	Y	N	N	N	Y		Does your institution offer athletic scholarships?	
	Y	Y	Y	N	Y	Y	Y	Y	Y	Y	N	Y	Y	Y	Y	Y	Y	N	N	N	Y	Y	Y	N	N	Y		Do you offer full tuition scholarships?	
	Y	Y	N	Y	Y	Y	Y	Y	Y	Y	N	Y	Y	Y	Y	Y	Y	Y	Y	Y	Y	Y	Y	Y	Y	Y		Are scholarships available beyond your application deadline?	
	Y	Y	N	N	Y	Y	Y	N	N	Y	N	Y	Y	Y	Y	Y	Y	Y	N	Y	Y	N	Y	Y	Y	N		Does your institution allow prospective students to stay overnight in your residence halls?	

How Do I Pay for College?

FAQ

How do I apply for financial aid?

The financial aid step-by-step below provides an overview of the process. You can get started by filing your FASFA at fasfa.gov, which will make you eligible for federal (national), state, and institutional aid.

What types of financial aid are available to me?

Some types of aid are grants/scholarships, while others are loans. Aid can either be need-based or non-need-based (e.g., scholarships for academic achievement, athletics, and/or leadership). Check with the institutions in which you're interested to learn more about what types of aid they offer.

Why is there a difference in price between public and independent institutions?

The cost of providing higher education is generally the same at independent institutions as public. For example, both types of institutions incur costs associated with building and maintaining classrooms, computer facilities, and libraries; paying faculty salaries; and providing career and counseling services. However, independent institutions charge a higher price, or tuition, because they do not receive an instructional subsidy from the state of Ohio.

How much of the total listed tuition cost will I pay?

It depends upon to which institution you apply, but more than 80% of first-year students at independents received an aid package from their institution in addition to aid from federal and state governments. The average institutional aid packaged covered over half the costs of tuition as of 2021.

FINANCIAL AID STEP BY STEP

Step 1: Complete the Free Application for Federal Student Aid (FAFSA) at fafsa.gov.

The FAFSA is used to determine your eligibility for federal, state, and institutional aid, such as Pell Grants and Work Study. This video tutorial provides an overview process: bit.ly/usfafsaprocess

Step 2: Complete the College Scholarship Services (CSS) Financial Aid Profile

at cssprofile.collegeboard.org. Including some of Ohio independents, many colleges use this tool to help determine eligibility for financial aid.

Step 3: Review the Student Aid Report (SAR) from the U.S. Department of Education.

You will usually receive this within five days of submitting the FAFSA. The SAR will list your Expected Family Contribution (EFC), which will give you a better idea of how much aid you are eligible for.

Step 4: Review the financial aid offers from the schools you listed on the FAFSA.

Most colleges will send your financial aid offer around the same time as your admission offer. Closely read the materials your school provides and ask any questions you have to an admission counselor.

Step 5: Accept the financial aid award offered by the school you plan to attend.

Step 6: Let your school know if you receive outside scholarships and grants.

You can search for local scholarships through employers, government and community organizations, or by using online scholarship databases.

Step 7: Complete any forms required to secure the aid awarded by your school.

How Do I Pay for College?

What is the Expected Family Contribution (EFC) and why is it important?

The EFC is the number used to determine how much you and your family are expected to pay towards your college education. The EFC formula is calculated by the federal government after you complete the FAFSA and stays the same from school to school. Your demonstrated need, or the gap between the EFC and cost of attendance, changes depending on total school price (e.g., tuition, room and board, or off-campus living expenses, and textbooks). See the table below for an example. All institutions strive to award aid to meet the gap between the cost of attendance and your EFC, but not all have the same types or amounts of aid available.

Sample Demonstrated Need

	School A	School B	School C
Cost of Education	\$13,715	\$34,387	\$40,146
- Family EFC	\$1,500	\$1,500	\$1,500
= Demonstrated Need	\$12,215	\$32,887	\$38,646

Independent College Tuition and Fees 2023-2024

Lowest tuition	\$9,552
Average tuition	\$34,503
Highest tuition.....	\$69,030
Number below average tuition	24
Number below \$20,000.....	10
Average aid package for freshmen	\$27,496
Percent of freshmen receiving financial aid	97%
Number of schools without an application fee	41

How Do I Pay for College?

Common Financial Aid Awards for Ohio Students

This is not an exhaustive list of the financial aid available in Ohio, but it provides an overview of the most common types of awards students may receive. For more information on these awards or to learn about other financial aid opportunities, talk to an admissions officer or your high school counselor. File your FAFSA as early as possible to ensure your eligibility for financial aid.

Award Name	Award Range	Type	Eligibility
Ohio College Opportunity Grant (OCOG)	\$4,700 per year, enrollment status dependent	Grant	EFC of less than \$3,750 and maximum household income of less than \$96,000
Choose Ohio First Scholarships	Varies by institution	Grant	Must be first-year undergraduate, Ohio resident and majoring in STEM at a participating institution
Pell Grant	Up to \$7,395/year	Grant	Undergraduate student with exceptional financial need (determined after filing FAFSA)
Federal Supplemental Education Opportunity Grant (FSEOG)	Up to \$4,000/year	Grant	Undergraduate student with exceptional financial need who has not earned a Bachelor's degree
Work-Study	At least federal minimum wage	Employment	Enrolled at a participating institution and demonstrated financial need (determined after filing FAFSA)
Parent Loan for Undergraduate Students (PLUS)	Maximum is the cost of attendance minus all other financial aid	Loan; 8.05% interest rate	Available only to biological or adoptive parent of dependent undergraduate students
Direct Subsidized Loans	Between \$3,500 to \$5,500 per year, depending on year and dependency status	Loan; 5.50% interest rate; does not accrue interest while enrolled at least half-time	Undergraduate students with financial need (determined after filing FAFSA)
Direct Unsubsidized Loans	Between \$5,500 to \$12,500 per year, depending on year and dependency status	Loan; 5.50% interest rate	Amount determined based on cost of attendance and other financial aid



Admission Information (2023-2024):

Early Decision	Yes
Apply by	November 15
Admission Notification by	December 15
Regular Admission	
Apply by	Rolling
Admission Notification by	Rolling
Application Fee	\$0
Application Fee Waiver	N/A
Online Application Fee	\$0
Deferred Admission	Yes
Early Admission (after junior year)	N/A
Candidates Reply Date	N/A
Tuition Deposit	\$450

Financial Aid Information:

Director of Financial Aid	Matthew Dec
Phone Number	(937) 319-6082 x6016
Email	mdec@antiochcollege.edu
CSS Financial Aid Profile	No
Institutional Financial Aid Form	No
Application Deadline	Rolling
Financial Aid Award Announcement	Rolling
Scholarship Website	antiochcollege.edu/admission/ financial-aid/types-of-aid/

Athletics:

Athletic Division	N/A
Athletic Scholarships	No

Learning Disabled Students:

LD Formal Program Available	No
Limited Support Services Only	Yes

Other Information:

Can high school students enroll in CCP at your institution?	No
International Baccalaureate	No
ASL as foreign language credit	No

Cost for Academic Year 2023 - 2024:

Tuition	\$35,949
Room And Board	\$7,640
Required Fees	\$1,194
Total:	\$44,783
Average grant aid awarded to undergraduates (22-23)	\$29,687

Fall 2022 Enrollment:

Full-time Undergraduates	127
Part-time Undergraduates	0
Total Undergraduate Enrollment	127
Total Graduate Enrollment	0
Percentage Undergraduate Men	30%
Percentage Undergraduate Women	70%
Percentage Undergraduate Minorities	50%
Average Class Size	10
Student to Faculty Ratio	6:1

Fall 2022 Freshman profile:

Middle 50% ACT Composite	N/A
Middle 50% SAT Reading	N/A
Middle 50% SAT Math	N/A
Average Freshman GPA	N/A
Number in Freshman Class	34
% of Freshman Receiving Aid	100%
Average Financial Aid for Freshmen	\$34,884

Campus Life:

Religious Affiliation	N/A
Campus Setting	Town:Fringe
Academic Calendar	Quarter
Minority/Multicultural Programs	Yes
Contact Name, Email	Shadia Alvarez, salvarez@ antiochcollege.edu
Student Organizations	Yes
Fraternities and Sororities	No
Intramural Sports	
Men	Yes
Women	Yes

Housing:

Guaranteed Housing if Matriculation Fee Paid by May 1	N/A
Percentage of Full-time Undergraduates Living on Campus	87%

Contact Information:

Antioch College

Shane Creepingbear, Dean of Admissions and Dean of Community and External Relations

Phone: (937) 319-6082

Email: screepingbear@antiochcollege.edu Web: antiochcollege.edu/admission/



Art Academy of Cincinnati

College of Art & Design

Fall 2022 Enrollment:

Full-time Undergraduates	251
Part-time Undergraduates	8
Total Undergraduate Enrollment	259
Total Graduate Enrollment	4
Percentage Undergraduate Men	26%
Percentage Undergraduate Women	74%
Percentage Undergraduate Minorities	35%
Average Class Size	14
Student to Faculty Ratio	11:1

Fall 2022 Freshman profile:

Middle 50% ACT Composite	N/A
Middle 50% SAT Reading	N/A
Middle 50% SAT Math	N/A
Average Freshman GPA	3.2
Number in Freshman Class	64
% of Freshman Receiving Aid	100%
Average Financial Aid for Freshmen	\$24,779

Campus Life:

Religious Affiliation	N/A
Campus Setting	City: Large
Academic Calendar	Semester
Minority/Multicultural Programs	Yes
Contact Name, Email	
Student Organizations	Yes
Fraternities and Sororities	No
Intramural Sports	
Men	No
Women	No

Housing:

Guaranteed Housing if Matriculation Fee	
Paid by May 1	No
Percentage of Full-time Undergraduates	
Living on Campus	46%

Admission Information (2023-2024):

Early Decision	No
Apply by	N/A
Admission Notification by	N/A
Regular Admission	
Apply by	June 1
Admission Notification by	Rolling
Application Fee	\$0
Application Fee Waiver	N/A
Online Application Fee	\$0
Deferred Admission	Yes
Early Admission (after junior year)	N/A
Candidates Reply Date	June 1
Tuition Deposit	\$75

Financial Aid Information:

Director of Financial Aid	Frances Hutchinson
Phone Number	(513) 562-8773
Email	financialaid@artacademy.edu
CSS Financial Aid Profile	No
Institutional Financial Aid Form	Required or Profile
Application Deadline	Rolling
Financial Aid Award Announcement	Rolling
Scholarship Website	artacademy.edu/scholarship

Athletics:

Athletic Division	N/A
Athletic Scholarships	No

Learning Disabled Students:

LD Formal Program Available	No
Limited Support Services Only	Yes

Other Information:

Can high school students enroll in CCP at your institution?	No
International Baccalaureate	Yes
ASL as foreign language credit	No

Cost for Academic Year 2023 - 2024:

Tuition	\$37,500
Room And Board	\$7,825
Required Fees	\$2,750
Total:	\$48,075
Average grant aid awarded to undergraduates (22-23)	\$6,896

Contact Information:

Art Academy of Cincinnati

Brevyn Fleming, Associate Director of Admissions

Phone: (513) 562-8754

Email: admissions@artacademy.edu Web: artacademy.edu/admissions

ASHLAND UNIVERSITY

Fall 2022 Enrollment:

Full-time Undergraduates	2,433
Part-time Undergraduates	2,676
Total Undergraduate Enrollment	5,109
Total Graduate Enrollment	1,322
Percentage Undergraduate Men	60%
Percentage Undergraduate Women	40%
Percentage Undergraduate Minorities	26%
Average Class Size	17
Student to Faculty Ratio	14:1

Fall 2022 Freshman profile:

Middle 50% ACT Composite	20-26
Middle 50% SAT Reading	530-630
Middle 50% SAT Math	530-600
Average Freshman GPA	3.6
Number in Freshman Class	466
% of Freshman Receiving Aid	99%
Average Financial Aid for Freshmen	\$22,304

Campus Life:

Religious Affiliation	Brethren Church
Campus Setting	Town:Fringe
Academic Calendar	Semester
Minority/Multicultural Programs	Yes
Contact Name, Email	Rob Pool
Student Organizations	Yes
Fraternities and Sororities	Yes
Intramural Sports	
Men	Yes
Women	Yes

Housing:

Guaranteed Housing if Matriculation Fee	
Paid by May 1	Yes
Percentage of Full-time Undergraduates	
Living on Campus	77%

Admission Information (2023-2024):

Early Decision	No
Apply by	N/A
Admission Notification by	N/A
Regular Admission	
Apply by	Rolling
Admission Notification by	Rolling
Application Fee	\$0
Application Fee Waiver	N/A
Online Application Fee	\$0
Deferred Admission	Yes
Early Admission (after junior year)	Yes
Candidates Reply Date	May 1
Tuition Deposit	\$300

Financial Aid Information:

Director of Financial Aid	Dr. Alexander Jordan
Phone Number	(419) 289-5002
Email	financialaid@ashland.edu
CSS Financial Aid Profile	No
Institutional Financial Aid Form	No
Application Deadline	Rolling
Financial Aid Award Announcement	Beginning in November
Scholarship Website	ashland.edu/scholarship-estimates

Athletics:

Athletic Division	NCAA II
Athletic Scholarships	Yes

Learning Disabled Students:

LD Formal Program Available	Yes
Limited Support Services Only	Yes

Other Information:

Can high school students enroll in CCP at your institution?	Yes
International Baccalaureate	Yes
ASL as foreign language credit	No

Cost for Academic Year 2023 - 2024:

Tuition	\$27,720
Room And Board	\$11,960
Required Fees	\$1,190
Total:	\$40,870
Average grant aid awarded to undergraduates (22-23)	Not provided

Contact Information:

Ashland University

Randy Spade, Director of Admissions

Phone: (419) 289-5052

Email: enrollme@ashland.edu Web: ashland.edu/undergraduate-admissions



Fall 2022 Enrollment:

Full-time Undergraduates	119
Part-time Undergraduates	131
Total Undergraduate Enrollment	250
Total Graduate Enrollment	0
Percentage Undergraduate Men	9%
Percentage Undergraduate Women	91%
Percentage Undergraduate Minorities	15%
Average Class Size	13
Student to Faculty Ratio	6:1

Fall 2022 Freshman profile:

Middle 50% ACT Composite	18-22
Middle 50% SAT Reading	N/A
Middle 50% SAT Math	N/A
Average Freshman GPA	3.14
Number in Freshman Class	45
% of Freshman Receiving Aid	90%
Average Financial Aid for Freshmen	\$10,434

Campus Life:

Religious Affiliation	N/A
Campus Setting	City:Small
Academic Calendar	Semester
Minority/Multicultural Programs	No
Contact Name, Email	
Student Organizations	Yes
Fraternities and Sororities	No
Intramural Sports	
Men	No
Women	No

Housing:

Guaranteed Housing if Matriculation Fee	
Paid by May 1	N/A
Percentage of Full-time Undergraduates	
Living on Campus	0%

Admission Information (2023-2024):

Early Decision	No
Apply by	N/A
Admission Notification by	N/A
Regular Admission	
Apply by	August 1
Admission Notification by	August 15
Application Fee	\$0
Application Fee Waiver	N/A
Online Application Fee	\$0
Deferred Admission	No
Early Admission (after junior year)	No
Candidates Reply Date	August 15
Tuition Deposit	\$100

Financial Aid Information:

Director of Financial Aid	Wendy Davis
Phone Number	(330) 363-2834
Email	finaid@aultmancollege.edu
CSS Financial Aid Profile	No
Institutional Financial Aid Form	No
Application Deadline	Rolling
Financial Aid Award Announcement	Rolling
Scholarship Website	aultmancollege.edu/scholarships

Athletics:

Athletic Division	N/A
Athletic Scholarships	N/A

Learning Disabled Students:

LD Formal Program Available	No
Limited Support Services Only	Yes

Other Information:

Can high school students enroll in CCP at your institution?	Yes
International Baccalaureate	Yes
ASL as foreign language credit	No

Cost for Academic Year 2023 - 2024:

Tuition	\$18,754
Room And Board	\$0
Required Fees	\$1,000
Total:	\$19,754
Average grant aid awarded to undergraduates (22-23)	\$2,121

Contact Information:

Aultman College
Sue Shepherd, Dean of Student Success
Phone: (330) 363-6347

Email: admissions@aultmancollege.edu Web: aultmancollege.edu/admissions



Fall 2022 Enrollment:

Full-time Undergraduates	2,628
Part-time Undergraduates	116
Total Undergraduate Enrollment	2,744
Total Graduate Enrollment	476
Percentage Undergraduate Men	45%
Percentage Undergraduate Women	55%
Percentage Undergraduate Minorities	22%
Average Class Size	18
Student to Faculty Ratio	11:1

Fall 2022 Freshman profile:

Middle 50% ACT Composite	20-27
Middle 50% SAT Reading	523-650
Middle 50% SAT Math	520-648
Average Freshman GPA	3.75
Number in Freshman Class	642
% of Freshman Receiving Aid	100%
Average Financial Aid for Freshmen	\$32,569

Campus Life:

Religious Affiliation	N/A
Campus Setting	Suburb:Large
Academic Calendar	Semester
Minority/Multicultural Programs	Yes
Contact Name, Email	Martell Prayear
Student Organizations	Yes
Fraternities and Sororities	Yes
Intramural Sports	
Men	Yes
Women	Yes

Housing:

Guaranteed Housing if Matriculation Fee Paid by May 1	Yes
Percentage of Full-time Undergraduates Living on Campus	72%

Admission Information (2023-2024):

Early Decision	No
Apply by	N/A
Admission Notification by	N/A
Regular Admission	Yes
Apply by	Priority: Nov 1
Admission Notification by	Rolling
Application Fee	\$0
Application Fee Waiver	N/A
Online Application Fee	\$0
Deferred Admission	Yes
Early Admission (after junior year)	No
Candidates Reply Date	May 1
Tuition Deposit	\$200

Financial Aid Information:

Director of Financial Aid	Will McGinley
Phone Number	(440) 826-8041
Email	wmcginle@bw.edu
CSS Financial Aid Profile	No
Institutional Financial Aid Form	No
Application Deadline	Rolling
Financial Aid Award Announcement	Rolling
Scholarship Website	bw.edu/scholarships

Athletics:

Athletic Division	NCAA III
Athletic Scholarships	No

Learning Disabled Students:

LD Formal Program Available	No
Limited Support Services Only	Yes

Other Information:

Can high school students enroll in CCP at your institution?	Yes
International Baccalaureate	Yes
ASL as foreign language credit	No

Cost for Academic Year 2023 - 2024:

Tuition	\$37,338
Room And Board	\$13,180
Required Fees	\$600
Total:	\$51,118
Average grant aid awarded to undergraduates (22-23)	\$26,026

Contact Information:

Baldwin Wallace University
Joyce Cendroski, Director of Undergraduate Admission
Phone: (440) 826-2222
Email: admission@bw.edu Web: bw.edu/admission



Fall 2022 Enrollment:	
Full-time Undergraduates	639
Part-time Undergraduates	25
Total Undergraduate Enrollment	664
Total Graduate Enrollment	81
Percentage Undergraduate Men	53%
Percentage Undergraduate Women	47%
Percentage Undergraduate Minorities	21%
Average Class Size	16
Student to Faculty Ratio	11:1

Fall 2022 Freshman profile:	
Middle 50% ACT Composite	N/A
Middle 50% SAT Reading	N/A
Middle 50% SAT Math	N/A
Average Freshman GPA	3.25
Number in Freshman Class	162
% of Freshman Receiving Aid	100%
Average Financial Aid for Freshmen	\$35,459

Campus Life:	
Religious Affiliation	Mennonite Church
Campus Setting	Town:Distant
Academic Calendar	Semester
Minority/Multicultural Programs	Yes
Contact Name, Email	Mark Bourassa
Student Organizations	Yes
Fraternities and Sororities	No
Intramural Sports	
Men	Yes
Women	Yes

Housing:	
Guaranteed Housing if Matriculation Fee	Yes
Paid by May 1	
Percentage of Full-time Undergraduates	
Living on Campus	89%

Admission Information (2023-2024):

Early Decision	No
Apply by	N/A
Admission Notification by	N/A
Regular Admission	
Apply by	May 31
Admission Notification by	Rolling
Application Fee	\$0
Application Fee Waiver	N/A
Online Application Fee	\$0
Deferred Admission	Yes
Early Admission (after junior year)	Yes
Candidates Reply Date	May 1
Tuition Deposit	\$100

Financial Aid Information:

Director of Financial Aid	Lawrence Matthews
Phone Number	(419) 358-3266
Email	matthewsl@bluffton.edu
CSS Financial Aid Profile	No
Institutional Financial Aid Form	No
Application Deadline	May 1
Financial Aid Award Announcement	Rolling
Scholarship Website	bluffton.edu/scholarships

Athletics:

Athletic Division	NCAA III
Athletic Scholarships	No

Learning Disabled Students:

LD Formal Program Available	Yes
Limited Support Services Only	No

Other Information:

Can high school students enroll in CCP at your institution?	Yes
International Baccalaureate	Yes
ASL as foreign language credit	Yes

Cost for Academic Year 2023 - 2024:

Tuition	\$35,498
Room And Board	\$11,866
Required Fees	\$800
Total:	\$48,164
Average grant aid awarded to undergraduates (22-23)	Not provided

Contact Information:

Bluffton University

Claire Clay, Dir of PR and Enrollment Operations

Phone: (419) 358-3257

Email: admissions@bluffton.edu Web: bluffton.edu

Capital University

Fall 2022 Enrollment:

Full-time Undergraduates	1,882
Part-time Undergraduates	56
Total Undergraduate Enrollment	1,938
Total Graduate Enrollment	679
Percentage Undergraduate Men	40%
Percentage Undergraduate Women	60%
Percentage Undergraduate Minorities	28%
Average Class Size	20
Student to Faculty Ratio	10:1

Fall 2022 Freshman profile:

Middle 50% ACT Composite	18-24
Middle 50% SAT Reading	470-593
Middle 50% SAT Math	490-593
Average Freshman GPA	3.51
Number in Freshman Class	518
% of Freshman Receiving Aid	98%
Average Financial Aid for Freshmen	\$34,676

Campus Life:

Religious Affiliation	Evangelical Lutheran Church
Campus Setting	Suburb:Large
Academic Calendar	Semester
Minority/Multicultural Programs	Yes
Contact Name, Email	odi@capital.edu
Student Organizations	Yes
Fraternities and Sororities	Yes
Intramural Sports	
Men	Yes
Women	Yes

Housing:

Guaranteed Housing if Matriculation Fee Paid by May 1	Yes
Percentage of Full-time Undergraduates Living on Campus	70%

Admission Information (2023-2024):

Early Decision	No
Apply by	N/A
Admission Notification by	N/A
Regular Admission	
Apply by	May 1
Admission Notification by	Rolling
Application Fee	\$0
Application Fee Waiver	Yes
Online Application Fee	\$0
Deferred Admission	Yes
Early Admission (after junior year)	No
Candidates Reply Date	May 1
Tuition Deposit	\$100

Financial Aid Information:

Director of Financial Aid	Molly Baumann
Phone Number	(614) 236-6798
Email	mbaumann@capital.edu
CSS Financial Aid Profile	No
Institutional Financial Aid Form	No
Application Deadline	February 1
Financial Aid Award Announcement	Rolling
Scholarship Website	capital.edu/admission-aid/ office-of-financial-aid/

Athletics:

Athletic Division	NCAA III
Athletic Scholarships	No

Learning Disabled Students:

LD Formal Program Available	No
Limited Support Services Only	Yes

Other Information:

Can high school students enroll in CCP at your institution?	No
International Baccalaureate	Yes
ASL as foreign language credit	Yes

Cost for Academic Year 2023 - 2024:

Tuition	\$41,298
Room And Board	\$13,446
Required Fees	\$490
Total:	\$55,234
Average grant aid awarded to undergraduates (22-23)	\$31,352

Contact Information:

Capital University

Derek Faasse, Director of Undergraduate Admission

Phone: (614) 236-6101

Email: admission@capital.edu Web: capital.edu

Fall 2022 Enrollment:

Full-time Undergraduates	5,907
Part-time Undergraduates	110
Total Undergraduate Enrollment	6,017
Total Graduate Enrollment	6,184
Percentage Undergraduate Men	52%
Percentage Undergraduate Women	48%
Percentage Undergraduate Minorities	53%
Average Class Size	29
Student to Faculty Ratio	9:1

Fall 2022 Freshman profile:

Middle 50% ACT Composite	32-35
Middle 50% SAT Reading	680-750
Middle 50% SAT Math	730-790
Average Freshman GPA	N/A
Number in Freshman Class	1,553
% of Freshman Receiving Aid	90%
Average Financial Aid for Freshmen	\$39,521

Campus Life:

Religious Affiliation	N/A
Campus Setting	City: Large
Academic Calendar	Semester
Minority/Multicultural Programs	Yes
Contact Name, Email	Undergraduate Admission
Student Organizations	Yes
Fraternities and Sororities	Yes
Intramural Sports	
Men	Yes
Women	Yes

Housing:

Guaranteed Housing if Matriculation Fee	Yes
Paid by May 1	
Percentage of Full-time Undergraduates	
Living on Campus	82%

Admission Information (2023-2024):

Early Decision	Yes
Apply by	November 1
Admission Notification by	December 15
Regular Admission	
Apply by	January 15
Admission Notification by	March 20
Application Fee	\$75
Application Fee Waiver	Yes
Online Application Fee	\$75
Deferred Admission	Yes
Early Admission (after junior year)	Rarely
Candidates Reply Date	May 1
Tuition Deposit	\$500

Financial Aid Information:

Director of Financial Aid	Michael Collins
Phone Number	(216) 368-4530
Email	financialaid@case.edu
CSS Financial Aid Profile	Yes
Institutional Financial Aid Form	No
Application Deadline	February 1
Financial Aid Award Announcement	With offer of admission
Scholarship Website	case.edu/admission/ tuition-aid/scholarships

Athletics:

Athletic Division	NCAA III
Athletic Scholarships	No

Learning Disabled Students:

LD Formal Program Available	No
Limited Support Services Only	Yes

Other Information:

Can high school students enroll in CCP at your institution?	Yes
International Baccalaureate	Yes
ASL as foreign language credit	No

Cost for Academic Year 2023 - 2024:

Tuition	\$64,100
Room And Board	\$18,202
Required Fees	\$1,251
Total:	\$86,802
Average grant aid awarded to undergraduates (22-23)	\$42,504

Contact Information:

Case Western Reserve University

Phone: (216) 368-4450

Email: admission@case.edu Web: case.edu/admission



Fall 2022 Enrollment:

Full-time Undergraduates	3,809
Part-time Undergraduates	724
Total Undergraduate Enrollment	4,533
Total Graduate Enrollment	427
Percentage Undergraduate Men	45%
Percentage Undergraduate Women	55%
Percentage Undergraduate Minorities	10%
Average Class Size	20
Student to Faculty Ratio	16:1

Fall 2022 Freshman profile:

Middle 50% ACT Composite	23-29
Middle 50% SAT Reading	580-690
Middle 50% SAT Math	550-690
Average Freshman GPA	3.31
Number in Freshman Class	1,138
% of Freshman Receiving Aid	100%
Average Financial Aid for Freshmen	\$23,149

Campus Life:

Religious Affiliation	Baptist
Campus Setting	Town:Fringe
Academic Calendar	Semester
Minority/Multicultural Programs	Yes
Contact Name, Email	
Student Organizations	Yes
Fraternities and Sororities	No
Intramural Sports	
Men	Yes
Women	Yes

Housing:

Guaranteed Housing if Matriculation Fee Paid by May 1	Yes
Percentage of Full-time Undergraduates Living on Campus	83%

Admission Information (2023-2024):

Early Decision	N/A
Apply by	N/A
Admission Notification by	N/A
Regular Admission	
Apply by	
Admission Notification by	Rolling
Application Fee	\$30
Application Fee Waiver	Yes
Online Application Fee	\$30
Deferred Admission	Yes
Early Admission (after junior year)	Yes
Candidates Reply Date	May 1
Tuition Deposit	\$250

Financial Aid Information:

Director of Financial Aid	
Phone Number	
Email	
CSS Financial Aid Profile	No
Institutional Financial Aid Form	No
Application Deadline	None
Financial Aid Award Announcement	Rolling
Scholarship Website	cedarville.edu/scholarships

Athletics:

Athletic Division	NCAA II
Athletic Scholarships	Yes

Learning Disabled Students:

LD Formal Program Available	No
Limited Support Services Only	Yes

Other Information:

Can high school students enroll in CCP at your institution?	Yes
International Baccalaureate	Yes
ASL as foreign language credit	Yes

Cost for Academic Year 2023 - 2024:

Tuition	\$35,878
Room And Board	\$9,094
Required Fees	\$200
Total:	\$45,172
Average grant aid awarded to undergraduates (22-23)	\$20,150

Contact Information:

Cedarville University

Matthew Dearden, Associate Vice President, Enrollment Management

Phone: (937) 766-7700

Email: admiss@cedarville.edu Web: cedarville.edu/admissions



Fall 2022 Enrollment:	
Full-time Undergraduates	661
Part-time Undergraduates	205
Total Undergraduate Enrollment	866
Total Graduate Enrollment	
Percentage Undergraduate Men	8%
Percentage Undergraduate Women	92%
Percentage Undergraduate Minorities	23%
Average Class Size	32
Student to Faculty Ratio	12:1

Fall 2022 Freshman profile:	
Middle 50% ACT Composite	17-22
Middle 50% SAT Reading	440-510
Middle 50% SAT Math	440-510
Average Freshman GPA	3.38
Number in Freshman Class	128
% of Freshman Receiving Aid	99%
Average Financial Aid for Freshmen	\$13,804

Campus Life:	
Religious Affiliation	N/A
Campus Setting	City: Large
Academic Calendar	Semester
Minority/Multicultural Programs	Yes
<i>Contact Name, Email</i>	
Student Organizations	Yes
Fraternities and Sororities	No
Intramural Sports	
Men	No
Women	No

Housing:	
Guaranteed Housing if Matriculation Fee	N/A
Paid by May 1	
Percentage of Full-time Undergraduates Living on Campus	

Admission Information (2023-2024):

Early Decision	No
Apply by	N/A
Admission Notification by	Varies
Regular Admission	
Apply by	July
Admission Notification by	Varies
Application Fee	\$0
Application Fee Waiver	N/A
Online Application Fee	\$0
Deferred Admission	No
Early Admission (after junior year)	No
Candidates Reply Date	
Tuition Deposit	\$200

Financial Aid Information:

Director of Financial Aid	
Phone Number	
Email	
CSS Financial Aid Profile	No
Institutional Financial Aid Form	No
Application Deadline	July
Financial Aid Award Announcement	Varies
Scholarship Website	thechristcollege.edu/scholarships

Athletics:

Athletic Division	N/A
Athletic Scholarships	No

Learning Disabled Students:

LD Formal Program Available	Yes
Limited Support Services Only	Yes

Other Information:

Can high school students enroll in CCP at your institution?	No
International Baccalaureate	Yes
ASL as foreign language credit	No

Cost for Academic Year 2023 - 2024:

Tuition	\$18,400
Room And Board	\$0
Required Fees	\$1,120
Total:	\$19,520
Average grant aid awarded to undergraduates (22-23)	\$3,081

Contact Information:

The Christ College of Nursing & Health Sciences

Phone: (513) 585-2401

Email: admissions@thechristcollege.edu Web: thechristcollege.edu/



Cleveland Institute of Art Creativity Matters

Fall 2022 Enrollment:

Full-time Undergraduates	568
Part-time Undergraduates	16
Total Undergraduate Enrollment	584
Total Graduate Enrollment	
Percentage Undergraduate Men	28%
Percentage Undergraduate Women	72%
Percentage Undergraduate Minorities	31%
Average Class Size	12
Student to Faculty Ratio	8:1

Fall 2022 Freshman profile:

Middle 50% ACT Composite	21-28
Middle 50% SAT Reading	570-660
Middle 50% SAT Math	510-620
Average Freshman GPA	3.5
Number in Freshman Class	154
% of Freshman Receiving Aid	99%
Average Financial Aid for Freshmen	\$36,634

Campus Life:

Religious Affiliation	N/A
Campus Setting	City: Large
Academic Calendar	Semester
Minority/Multicultural Programs	Yes
Contact Name, Email	Matthew Smith Ph.D. Associate Dean of Student Affairs
Student Organizations	Yes
Fraternities and Sororities	Yes
Intramural Sports	
Men	Yes
Women	Yes

Housing:

Guaranteed Housing if Matriculation Fee Paid by May 1	Yes
Percentage of Full-time Undergraduates Living on Campus	56%

Admission Information (2023-2024):

Early Decision	No
Apply by	N/A
Admission Notification by	N/A
Regular Admission	
Apply by	March 1
Admission Notification by	April 1
Application Fee	\$0
Application Fee Waiver	N/A
Online Application Fee	\$0
Deferred Admission	Yes
Early Admission (after junior year)	Rarely
Candidates Reply Date	May 1
Tuition Deposit	\$300

Financial Aid Information:

Director of Financial Aid	Delores Hall
Phone Number	(216) 421-7425
Email	financialaid@cia.edu
CSS Financial Aid Profile	No
Institutional Financial Aid Form	No
Application Deadline	March 15
Financial Aid Award Announcement	Rolling
Scholarship Website	cia.edu/admissions/financing-your-education/scholarships

Athletics:

Athletic Division	N/A
Athletic Scholarships	No

Learning Disabled Students:

LD Formal Program Available	No
Limited Support Services Only	Yes

Other Information:


Can high school students enroll in CCP at your institution?	No
International Baccalaureate	No
ASL as foreign language credit	No

Cost for Academic Year 2023 - 2024:

Tuition	\$44,680
Room And Board	\$12,520
Required Fees	\$3,200
Total:	\$60,400
Average grant aid awarded to undergraduates (22-23)	Not provided

Contact Information:

Cleveland Institute of Art
Eric Retiz, Director of Admissions System and Data
Phone: (216) 421-7418
Email: admissions@cia.edu Web: cia.edu/admissions



Fall 2022 Enrollment:

Full-time Undergraduates	944
Part-time Undergraduates	12
Total Undergraduate Enrollment	956
Total Graduate Enrollment	24
Percentage Undergraduate Men	30%
Percentage Undergraduate Women	70%
Percentage Undergraduate Minorities	30%
Average Class Size	16
Student to Faculty Ratio	10:1

Fall 2022 Freshman profile:

Middle 50% ACT Composite	N/A
Middle 50% SAT Reading	N/A
Middle 50% SAT Math	N/A
Average Freshman GPA	3.28
Number in Freshman Class	225
% of Freshman Receiving Aid	99%
Average Financial Aid for Freshmen	\$29,842

Campus Life:

Religious Affiliation	No
Campus Setting	City: Large
Academic Calendar	Semester
Minority/Multicultural Programs	Yes
Contact Name, Email	Athena Sanders
Student Organizations	Yes
Fraternities and Sororities	No
Intramural Sports	
Men	No
Women	No

Housing:

Guaranteed Housing if Matriculation Fee	Yes
Paid by May 1	
Percentage of Full-time Undergraduates	
Living on Campus	41%

Admission Information (2023-2024):

Early Decision	No
Apply by	N/A
Admission Notification by	N/A
Regular Admission	
Apply by	Rolling
Admission Notification by	Rolling
Application Fee	\$50
Application Fee Waiver	On as-needed basis
Online Application Fee	\$50
Deferred Admission	Yes
Early Admission (after junior year)	No
Candidates Reply Date	May 1
Tuition Deposit	\$300

Financial Aid Information:

Director of Financial Aid	Laura Meek
Phone Number	(614) 222-3295
Email	lmeek@ccad.edu
CSS Financial Aid Profile	No
Institutional Financial Aid Form	No
Application Deadline	Rolling
Financial Aid Award Announcement	Rolling
Scholarship Website	

Athletics:

Athletic Division	N/A
Athletic Scholarships	No

Learning Disabled Students:

LD Formal Program Available	No
Limited Support Services Only	Yes

Other Information:

Can high school students enroll in CCP at your institution?	No
International Baccalaureate	Yes
ASL as foreign language credit	No

Cost for Academic Year 2023 - 2024:

Tuition	\$39,150
Room And Board	\$11,450
Required Fees	\$500
Total:	\$50,600
Average grant aid awarded to undergraduates (22-23)	Not provided

Contact Information:

Columbus College of Art & Design
Ellen Ellis, Director of Admissions
Phone: (614) 222-3261

Email: admissions@ccad.edu Web: ccad.edu/admissions/apply-ccad



**University
of Dayton**

Fall 2022 Enrollment:

Full-time Undergraduates	8,106
Part-time Undergraduates	310
Total Undergraduate Enrollment	8,416
Total Graduate Enrollment	3,258
Percentage Undergraduate Men	52%
Percentage Undergraduate Women	48%
Percentage Undergraduate Minorities	18%
Average Class Size	25
Student to Faculty Ratio	15:1

Fall 2022 Freshman profile:

Middle 50% ACT Composite	24-30
Middle 50% SAT Reading	588-673
Middle 50% SAT Math	570-690
Average Freshman GPA	3.76
Number in Freshman Class	1,991
% of Freshman Receiving Aid	98%
Average Financial Aid for Freshmen	\$37,422

Campus Life:

Religious Affiliation	Roman Catholic
Campus Setting	City:Midsize
Academic Calendar	Semester
Minority/Multicultural Programs	Yes
Contact Name, Email	Merida Allen
Student Organizations	Yes
Fraternities and Sororities	Yes
Intramural Sports	
Men	Yes
Women	Yes

Housing:

Guaranteed Housing if Matriculation Fee	Yes
Paid by May 1	
Percentage of Full-time Undergraduates	
Living on Campus	85% (70% UD-owned housing)

Admission Information (2023-2024):

Early Decision	No
Apply by	N/A
Admission Notification by	N/A
Regular Admission	
Apply by	February 1
Admission Notification by	Rolling/early action Feb 15
Application Fee	\$0
Application Fee Waiver	N/A
Online Application Fee	\$0
Deferred Admission	Yes
Early Admission (after junior year)	No
Candidates Reply Date	May 1
Tuition Deposit	\$400

Financial Aid Information:

Director of Financial Aid	
Phone Number	
Email	
CSS Financial Aid Profile	No
Institutional Financial Aid Form	No
Application Deadline	Priority February 1
Financial Aid Award Announcement	Rolling/begin Feb 1
Scholarship Website	

Athletics:

Athletic Division	NCAA I
Athletic Scholarships	Yes

Learning Disabled Students:

LD Formal Program Available	Yes
Limited Support Services Only	Yes

Other Information:

Can high school students enroll in CCP at your institution?	No
International Baccalaureate	Yes
ASL as foreign language credit	Yes

Cost for Academic Year 2023 - 2024:

Tuition	\$47,600
Room And Board	\$15,640
Required Fees	\$0
Total:	\$63,240
Average grant aid awarded to undergraduates (22-23)	Not provided

Contact Information:

University of Dayton

Phone: 800-837-7433

E-mail: admission@udayton.edu Web: udayton.edu/apply



Fall 2022 Enrollment:

Full-time Undergraduates	468
Part-time Undergraduates	18
Total Undergraduate Enrollment	486
Total Graduate Enrollment	54
Percentage Undergraduate Men	60%
Percentage Undergraduate Women	40%
Percentage Undergraduate Minorities	36%
Average Class Size	10.5
Student to Faculty Ratio	10:1

Fall 2022 Freshman profile:

Middle 50% ACT Composite	18-21
Middle 50% SAT Reading	N/A
Middle 50% SAT Math	N/A
Average Freshman GPA	3.0
Number in Freshman Class	146
% of Freshman Receiving Aid	100%
Average Financial Aid for Freshmen	\$31,019

Campus Life:

Religious Affiliation	United Church of Christ
Campus Setting	Town:Distant
Academic Calendar	Semester
Minority/Multicultural Programs	Yes
Contact Name, Email	Lisa Marsalek
Student Organizations	Yes
Fraternities and Sororities	Yes
Intramural Sports	
Men	Yes
Women	Yes

Housing:

Guaranteed Housing if Matriculation Fee	Yes
Paid by May 1	
Percentage of Full-time Undergraduates	
Living on Campus	42%

Admission Information (2023-2024):

Early Decision	No
Apply by	N/A
Admission Notification by	N/A
Regular Admission	
Apply by	August 15
Admission Notification by	Rolling
Application Fee	\$0
Application Fee Waiver	N/A
Online Application Fee	\$0
Deferred Admission	Yes
Early Admission (after junior year)	No
Candidates Reply Date	May 1
Tuition Deposit	\$150

Financial Aid Information:

Director of Financial Aid	
Phone Number	
Email	
CSS Financial Aid Profile	No
Institutional Financial Aid Form	No
Application Deadline	August 15
Financial Aid Award Announcement	Rolling
Scholarship Website	

Athletics:

Athletic Division	NCAA III
Athletic Scholarships	No

Learning Disabled Students:

LD Formal Program Available	Yes
Limited Support Services Only	Yes

Other Information:

Can high school students enroll in CCP at your institution?	Yes
International Baccalaureate	Yes
ASL as foreign language credit	No

Cost for Academic Year 2023 - 2024:

Tuition	\$37,978
Room And Board	\$12,138
Required Fees	\$880
Total:	\$50,996
Average grant aid awarded to undergraduates (22-23)	\$28,863

Contact Information:

Defiance College

Jeremy Taylor, Acting Dean for Enrollment Management

Phone: (419) 783-2359

Email: admissions@defiance.edu Web: defiance.edu/admissions/

DENISON

Fall 2022 Enrollment:

Full-time Undergraduates	2,400
Part-time Undergraduates	16
Total Undergraduate Enrollment	2,416
Total Graduate Enrollment	
Percentage Undergraduate Men	48%
Percentage Undergraduate Women	52%
Percentage Undergraduate Minorities	25%
Average Class Size	16
Student to Faculty Ratio	9:1

Fall 2022 Freshman profile:

Middle 50% ACT Composite	29-32
Middle 50% SAT Reading	630-710
Middle 50% SAT Math	640-750
Average Freshman GPA	N/A
Number in Freshman Class	683
% of Freshman Receiving Aid	97%
Average Financial Aid for Freshmen	\$40,706

Campus Life:

Religious Affiliation	N/A
Campus Setting	Suburb:Small
Academic Calendar	Semester
Minority/Multicultural Programs	Yes
Contact Name, Email	Richard Brown thecenter@denison.edu
Student Organizations	Yes
Fraternities and Sororities	Yes
Intramural Sports	
Men	Yes
Women	Yes

Housing:

Guaranteed Housing if Matriculation Fee Paid by May 1	Yes
Percentage of Full-time Undergraduates	99%

Living on Campus 99%

Admission Information (2023-2024):

Early Decision	Yes
Apply by	Nov 15 / Jan 15
Admission Notification by	Dec 15 / Feb 15
Regular Admission	
Apply by	January 15
Admission Notification by	April 1
Application Fee	\$0
Application Fee Waiver	N/A
Online Application Fee	\$0
Deferred Admission	Yes
Early Admission (after junior year)	No
Candidates Reply Date	May 1
Tuition Deposit	\$500

Financial Aid Information:

Director of Financial Aid	Kimberly Showman
Phone Number	(740) 587-6276
Email	finaid@denison.edu
CSS Financial Aid Profile	Yes
Institutional Financial Aid Form	No
Application Deadline	Nov 15 / Jan 15
Financial Aid Award Announcement	With admission offer
Scholarship Website	denison.edu/campus/finances/types-of-scholarships-aid

Athletics:

Athletic Division	NCAA Division III
Athletic Scholarships	No

Learning Disabled Students:

LD Formal Program Available	No
Limited Support Services Only	Yes

Other Information:

Can high school students enroll in CCP at your institution?	No
International Baccalaureate	Yes
ASL as foreign language credit	No

Cost for Academic Year 2023 - 2024:

Tuition	\$64,000
Room And Board	\$15,400
Required Fees	\$0
Total:	\$79,400
Average grant aid awarded to undergraduates (22-23)	\$42,799

Contact Information:

Denison University

Gregory Sneed, Vice President for Enrollment Management

Phone: (740) 587-6276

Email: admission@denison.edu Web: admission.denison.edu



Fall 2022 Enrollment:

Full-time Undergraduates	2,234
Part-time Undergraduates	1,561
Total Undergraduate Enrollment	3,795
Total Graduate Enrollment	1,074
Percentage Undergraduate Men	35%
Percentage Undergraduate Women	65%
Percentage Undergraduate Minorities	13%
Average Class Size	16
Student to Faculty Ratio	13:1

Fall 2022 Freshman profile:

Middle 50% ACT Composite	N/A
Middle 50% SAT Reading	N/A
Middle 50% SAT Math	N/A
Average Freshman GPA	3.65
Number in Freshman Class	667
% of Freshman Receiving Aid	100%
Average Financial Aid for Freshmen	\$35,974

Campus Life:

Religious Affiliation	Church of God
Campus Setting	Town: Distant
Academic Calendar	Semester
Minority/Multicultural Programs	Yes
Contact Name, Email	Chris Caldwell
Student Organizations	Yes
Fraternities and Sororities	Yes
Intramural Sports	
Men	Yes
Women	Yes

Housing:

Guaranteed Housing if Matriculation Fee	Yes
Paid by May 1	
Percentage of Full-time Undergraduates	
Living on Campus	80%

Admission Information (2023-2024):

Early Decision	No
Apply by	N/A
Admission Notification by	N/A
Regular Admission	
Apply by	N/A
Admission Notification by	Rolling
Application Fee	\$0
Application Fee Waiver	N/A
Online Application Fee	\$0
Deferred Admission	Yes
Early Admission (after junior year)	No
Candidates Reply Date	May 1
Tuition Deposit	\$200

Financial Aid Information:

Director of Financial Aid	Sarah Johnson
Phone Number	(419) 434-5678
Email	sarah.johnson@findlay.edu
CSS Financial Aid Profile	No
Institutional Financial Aid Form	No
Application Deadline	Rolling
Financial Aid Award Announcement	Rolling
Scholarship Website	findlay.edu/admissions/scholarship-opportunities

Athletics:

Athletic Division	NCAA Division II
Athletic Scholarships	Yes

Learning Disabled Students:

LD Formal Program Available	No
Limited Support Services Only	Yes

Other Information:

Can high school students enroll in CCP at your institution?	Yes
International Baccalaureate	Yes
ASL as foreign language credit	Yes

Cost for Academic Year 2023 - 2024:

Tuition	\$38,176
Room And Board	\$11,200
Required Fees	\$2,010
Total:	\$51,386
Average grant aid awarded to undergraduates (22-23)	\$25,236

Contact Information:

University of Findlay

Nikki Hintze, Assistant Vice President, Admissions

Phone: (419) 434-4732

Email: admissions@findlay.edu Web: findlay.edu/admissions/



Fall 2022 Enrollment:	
Full-time Undergraduates	2,424
Part-time Undergraduates	361
Total Undergraduate Enrollment	2,785
Total Graduate Enrollment	871
Percentage Undergraduate Men	42%
Percentage Undergraduate Women	58%
Percentage Undergraduate Minorities	27%
Average Class Size	
Student to Faculty Ratio	15:1

Fall 2022 Freshman profile:	
Middle 50% ACT Composite	22-28
Middle 50% SAT Reading	570-680
Middle 50% SAT Math	530-640
Average Freshman GPA	3.84
Number in Freshman Class	639
% of Freshman Receiving Aid	99%
Average Financial Aid for Freshmen	\$23,038

Campus Life:	
Religious Affiliation	Roman Catholic
Campus Setting	City:Small
Academic Calendar	Semester
Minority/Multicultural Programs	No
<i>Contact Name, Email</i>	
Student Organizations	Yes
Fraternities and Sororities	No
Intramural Sports	
Men	Yes
Women	Yes

Housing:	
Guaranteed Housing if Matriculation Fee	No
Paid by May 1	
Percentage of Full-time Undergraduates	77%

Living on Campus 77%

Admission Information (2023-2024):

Early Decision	No
Apply by	N/A
Admission Notification by	N/A
Regular Admission	Dec 1 - Recommended
Apply by	
Admission Notification by	Rolling
Application Fee	\$0
Application Fee Waiver	N/A
Online Application Fee	\$0
Deferred Admission	Yes
Early Admission (after junior year)	No
Candidates Reply Date	N/A
Tuition Deposit	\$500

Financial Aid Information:

Director of Financial Aid	Jody Peeler
Phone Number	(740) 284-5216
Email	jpeeler@franciscan.edu
CSS Financial Aid Profile	No
Institutional Financial Aid Form	No
Application Deadline	None
Financial Aid Award Announcement	Rolling
Scholarship Website	franciscan.edu/scholarships/

Athletics:

Athletic Division	NCAA Division III
Athletic Scholarships	No

Learning Disabled Students:

LD Formal Program Available	No
Limited Support Services Only	Yes

Other Information:

Can high school students enroll in CCP at your institution?	No
International Baccalaureate	Yes
ASL as foreign language credit	Yes

Cost for Academic Year 2023 - 2024:

Tuition	\$32,070
Room And Board	\$9,540
Required Fees	\$560
Total:	\$42,170
Average grant aid awarded to undergraduates (22-23)	\$16,779

Contact Information:

Franciscan University of Steubenville
 Corinne Purcell, Interim Director of Admissions
 Phone: (740) 283-6226
 Email: admissions@franciscan.edu Web: franciscan.edu



Fall 2021 Enrollment:	
Full-time Undergraduates	1,190
Part-time Undergraduates	3,657
Total Undergraduate Enrollment	5,647
Total Graduate Enrollment	2,397
Percentage Undergraduate Men	39%
Percentage Undergraduate Women	61%
Percentage Undergraduate Minorities	35%
Average Class Size	16
Student to Faculty Ratio	16:1

Fall 2022 Freshman profile:	
Middle 50% ACT Composite	N/A
Middle 50% SAT Reading	N/A
Middle 50% SAT Math	N/A
Average Freshman GPA	3.04
Number in Freshman Class	22
% of Freshman Receiving Aid	31%
Average Financial Aid for Freshmen	\$10,460

Campus Life:	
Religious Affiliation	N/A
Campus Setting	City: Large
Academic Calendar	Trimester
Minority/Multicultural Programs	No
Contact Name, Email	N/A
Student Organizations	Yes
Fraternities and Sororities	No
Intramural Sports	
Men	No
Women	No

Housing:	
Guaranteed Housing if Matriculation Fee	N/A
Paid by May 1	
Percentage of Full-time Undergraduates Living on Campus	

Admission Information (2023-2024):

Early Decision	No
Apply by	N/A
Admission Notification by	N/A
Regular Admission	
Apply by	Rolling
Admission Notification by	Rolling
Application Fee	\$0
Application Fee Waiver	N/A
Online Application Fee	\$0
Deferred Admission	Yes
Early Admission (after junior year)	N/A
Candidates Reply Date	N/A
Tuition Deposit	\$0

Financial Aid Information:

Director of Financial Aid	
Phone Number	
Email	
CSS Financial Aid Profile	No
Institutional Financial Aid Form	No
Application Deadline	Rolling
Financial Aid Award Announcement	Rolling
Scholarship Website	

Athletics:

Athletic Division	N/A
Athletic Scholarships	No

Learning Disabled Students:

LD Formal Program Available	No
Limited Support Services Only	Yes

Other Information:

Can high school students enroll in CCP at your institution?	Yes
International Baccalaureate	Yes
ASL as foreign language credit	No

Cost for Academic Year 2023 - 2024:

Tuition	\$9,552
Room And Board	\$15,046
Required Fees	\$25
Total:	\$24,623
Average grant aid awarded to undergraduates (22-23)	Not provided

Contact Information:

Franklin University

Phone: (614) 797-4700

Email: admissions@franklin.edu Web: franklin.edu/admissions



GOOD SAMARITAN COLLEGE OF NURSING AND HEALTH SCIENCE

Fall 2022 Enrollment:

Full-time Undergraduates	139
Part-time Undergraduates	203
Total Undergraduate Enrollment	342
Total Graduate Enrollment	
Percentage Undergraduate Men	4%
Percentage Undergraduate Women	96%
Percentage Undergraduate Minorities	37%
Average Class Size	20
Student to Faculty Ratio	7:1

Fall 2022 Freshman profile:

Middle 50% ACT Composite	N/A
Middle 50% SAT Reading	N/A
Middle 50% SAT Math	N/A
Average Freshman GPA	3.01
Number in Freshman Class	13
% of Freshman Receiving Aid	100%
Average Financial Aid for Freshmen	\$5,001

Campus Life:

Religious Affiliation	Roman Catholic
Campus Setting	City: Large
Academic Calendar	Semester
Minority/Multicultural Programs	No
Contact Name, Email	
Student Organizations	Yes
Fraternities and Sororities	No
Intramural Sports	
Men	No
Women	No

Housing:

Guaranteed Housing if Matriculation Fee	N/A
Paid by May 1	
Percentage of Full-time Undergraduates	
Living on Campus	

Admission Information (2023-2024):

Early Decision	No
Apply by	N/A
Admission Notification by	N/A
Regular Admission	
Apply by	3rd Monday in July for Fall and 2nd Monday in December for Spring
Admission Notification by	Rolling
Application Fee	\$50
Application Fee Waiver	On as-needed basis
Online Application Fee	\$50
Deferred Admission	Yes
Early Admission (after junior year)	No
Candidates Reply Date	Days From Acceptance
Tuition Deposit	\$200

Financial Aid Information:

Director of Financial Aid	Denise Schmid
Phone Number	(513) 862.3578
Email	denise.schmid@email.gscollege.edu
CSS Financial Aid Profile	No
Institutional Financial Aid Form	No
Application Deadline	N/A
Financial Aid Award Announcement	September
Scholarship Website	

Athletics:

Athletic Division	N/A
Athletic Scholarships	No

Learning Disabled Students:

LD Formal Program Available	No
Limited Support Services Only	Yes

Other Information:

Can high school students enroll in CCP at your institution?	Yes
International Baccalaureate	No
ASL as foreign language credit	No

Cost for Academic Year 2023 - 2024:

Tuition	\$20,124
Room And Board	\$0
Required Fees	\$840
Total:	\$20,964
Average grant aid awarded to undergraduates (22-23)	3,947.92

Contact Information:

Good Samaritan College of Nursing and Health Science

Phone: (513) 862-2631

Email: admissions@email.gscollege.edu Web: gscollege.edu/admissions



Fall 2022 Enrollment:

Full-time Undergraduates	889
Part-time Undergraduates	34
Total Undergraduate Enrollment	933
Total Graduate Enrollment	153
Percentage Undergraduate Men	53%
Percentage Undergraduate Women	47%
Percentage Undergraduate Minorities	17%
Average Class Size	17
Student to Faculty Ratio	14:1

Fall 2022 Freshman profile:

Middle 50% ACT Composite	N/A
Middle 50% SAT Reading	N/A
Middle 50% SAT Math	N/A
Average Freshman GPA	3.55
Number in Freshman Class	240
% of Freshman Receiving Aid	100%
Average Financial Aid for Freshmen	\$32,617

Campus Life:

Religious Affiliation	United Church of Christ
Campus Setting	Town:Distant
Academic Calendar	Semester
Minority/Multicultural Programs	Yes
Contact Name, Email	Chris Abrams
Student Organizations	Yes
Fraternities and Sororities	Yes
Intramural Sports	
Men	Yes
Women	Yes

Housing:

Guaranteed Housing if Matriculation Fee	Yes
Paid by May 1	
Percentage of Full-time Undergraduates Living on Campus	84%

Admission Information (2023-2024):

Early Decision	No
Apply by	N/A
Admission Notification by	N/A
Regular Admission	
Apply by	July 1
Admission Notification by	Rolling
Application Fee	\$0
Application Fee Waiver	N/A
Online Application Fee	\$0
Deferred Admission	No
Early Admission (after junior year)	Rarely
Candidates Reply Date	N/A
Tuition Deposit	\$250

Financial Aid Information:

Director of Financial Aid	Cathy Belfiore
Phone Number	(419) 448-2293
Email	financial-aid@heidelberg.edu
CSS Financial Aid Profile	No
Institutional Financial Aid Form	No
Application Deadline	May 15
Financial Aid Award Announcement	Rolling
Scholarship Website	heidelberg.edu/admission-aid/financial-aid

Athletics:

Athletic Division	NCAA III
Athletic Scholarships	No

Learning Disabled Students:

LD Formal Program Available	No
Limited Support Services Only	Yes

Other Information:

Can high school students enroll in CCP at your institution?	Yes
International Baccalaureate	Yes
ASL as foreign language credit	Yes

Cost for Academic Year 2023 - 2024:

Tuition	\$32,900
Room And Board	\$11,700
Required Fees	\$728
Total:	\$45,328
Average grant aid awarded to undergraduates (22-23)	\$21,781

Contact Information:

Heidelberg University

Sara Rowlinson, Director of Admission

Phone: (419) 448-2330

Email: adminfo@heidelberg.edu Web: heidelberg.edu



Fall 2022 Enrollment:

Full-time Undergraduates	691
Part-time Undergraduates	311
Total Undergraduate Enrollment	1,002
Total Graduate Enrollment	16
Percentage Undergraduate Men	46%
Percentage Undergraduate Women	54%
Percentage Undergraduate Minorities	29%
Average Class Size	13
Student to Faculty Ratio	10:1

Fall 2022 Freshman profile:

Middle 50% ACT Composite	N/A
Middle 50% SAT Reading	N/A
Middle 50% SAT Math	N/A
Average Freshman GPA	3.38
Number in Freshman Class	191
% of Freshman Receiving Aid	100%
Average Financial Aid for Freshmen	\$24,745

Campus Life:

Religious Affiliation	N/A
Campus Setting	Town:Fringe
Academic Calendar	Semester
Minority/Multicultural Programs	Yes
Contact Name, Email	Detra West
Student Organizations	Yes
Fraternities and Sororities	Yes
Intramural Sports	
Men	Yes
Women	Yes

Housing:

Guaranteed Housing if Matriculation Fee	Yes
Paid by May 1	
Percentage of Full-time Undergraduates	78%
Living on Campus	

Admission Information (2023-2024):

Early Decision	No
Apply by	N/A
Admission Notification by	N/A
Regular Admission	
Apply by	July 1
Admission Notification by	Rolling
Application Fee	\$0
Application Fee Waiver	N/A
Online Application Fee	\$0
Deferred Admission	Yes
Early Admission (after junior year)	No
Candidates Reply Date	July 15
Tuition Deposit	\$100

Financial Aid Information:

Director of Financial Aid	Andrea Lehman
Phone Number	(330) 569-5107
Email	sfs@hiram.edu
CSS Financial Aid Profile	NA
Institutional Financial Aid Form	No
Application Deadline	Rolling
Financial Aid Award Announcement	March 1
Scholarship Website	hiram.edu/admissions-aid/student-financial-services/applying-for-financial-aid/types-of-financial-aid/scholarships-and-grants/

Athletics:

Athletic Division	NCAA III
Athletic Scholarships	No

Learning Disabled Students:

LD Formal Program Available	No
Limited Support Services Only	Yes

Other Information:

Can high school students enroll in CCP at your institution?	Yes
International Baccalaureate	Yes
ASL as foreign language credit	Yes

Cost for Academic Year 2023 - 2024:

Tuition	\$26,265
Room And Board	\$11,020
Required Fees	\$0
Total:	\$37,285
Average grant aid awarded to undergraduates (22-23)	\$17,323

Contact Information:

Hiram College
Jana Willan, Director of Admission
Phone: (330) 569-5169
Email: admission@hiram.edu Web: hiram.edu



Fall 2022 Enrollment:

Full-time Undergraduates	2,345
Part-time Undergraduates	72
Total Undergraduate Enrollment	2,417
Total Graduate Enrollment	505
Percentage Undergraduate Men	54%
Percentage Undergraduate Women	46%
Percentage Undergraduate Minorities	15%
Average Class Size	21
Student to Faculty Ratio	14:1

Fall 2022 Freshman profile:

Middle 50% ACT Composite	25-30
Middle 50% SAT Reading	590-660
Middle 50% SAT Math	570-660
Average Freshman GPA	3.77
Number in Freshman Class	566
% of Freshman Receiving Aid	100%
Average Financial Aid for Freshmen	\$35,755

Campus Life:

Religious Affiliation	Roman Catholic
Campus Setting	Suburb:Large
Academic Calendar	Semester
Minority/Multicultural Programs	Yes
Contact Name, Email	Selen Zarrelli
Student Organizations	Yes
Fraternities and Sororities	Yes
Intramural Sports	
Men	Yes
Women	Yes

Housing:

Guaranteed Housing if Matriculation Fee	Yes
Paid by May 1	
Percentage of Full-time Undergraduates	49%
Living on Campus	

Admission Information (2023-2024):

Early Decision	No
Apply by	N/A
Admission Notification by	N/A
Regular Admission	
Apply by	February 1
Admission Notification by	Rolling
Application Fee	\$0
Application Fee Waiver	N/A
Online Application Fee	\$0
Deferred Admission	Yes
Early Admission (after junior year)	Rarely
Candidates Reply Date	May 1
Tuition Deposit	\$300

Financial Aid Information:

Director of Financial Aid	Claudia Wenzel
Phone Number	(216) 397-4248
Email	enrollment@jcu.edu
CSS Financial Aid Profile	No
Institutional Financial Aid Form	No
Application Deadline	December 1
Financial Aid Award Announcement	Rolling
Scholarship Website	

Athletics:

Athletic Division	NCAA III
Athletic Scholarships	No

Learning Disabled Students:

LD Formal Program Available	No
Limited Support Services Only	Yes

Other Information:

Can high school students enroll in CCP at your institution?	No
International Baccalaureate	Yes
ASL as foreign language credit	No

Cost for Academic Year 2023 - 2024:

Tuition	\$47,300
Room And Board	\$14,160
Required Fees	\$1,800
Total:	\$63,260
Average grant aid awarded to undergraduates (22-23)	\$30,415

Contact Information:

John Carroll University

Nick Grady, Director of Freshman Admission

Phone: (216) 397-4294

Email: admission@jcu.edu Web: jcu.edu/admission

Kenyon College

Fall 2022 Enrollment:

Full-time Undergraduates	1,877
Part-time Undergraduates	8
Total Undergraduate Enrollment	1,885
Total Graduate Enrollment	
Percentage Undergraduate Men	44%
Percentage Undergraduate Women	56%
Percentage Undergraduate Minorities	24%
Average Class Size	15
Student to Faculty Ratio	10:1

Fall 2022 Freshman profile:

Middle 50% ACT Composite	31-34
Middle 50% SAT Reading	690-760
Middle 50% SAT Math	660-755
Average Freshman GPA	3.94
Number in Freshman Class	531
% of Freshman Receiving Aid	83%
Average Financial Aid for Freshmen	\$39,031

Campus Life:

Religious Affiliation	N/A
Campus Setting	Town:Fringe
Academic Calendar	Semester
Minority/Multicultural Programs	Yes
Contact Name, Email	Chris Kennerly
Student Organizations	Yes
Fraternities and Sororities	Yes
Intramural Sports	
Men	Yes
Women	Yes

Housing:

Guaranteed Housing if Matriculation Fee Paid by May 1	Yes
Percentage of Full-time Undergraduates Living on Campus	100%

Admission Information (2023-2024):

Early Decision	Yes
Apply by	Nov 15 or Jan 15
Admission Notification by	Dec 15 or Feb 1
Regular Admission	
Apply by	January 15
Admission Notification by	April 1
Application Fee	\$0
Application Fee Waiver	N/A
Online Application Fee	\$0
Deferred Admission	Yes
Early Admission (after junior year)	No
Candidates Reply Date	May 1
Tuition Deposit	\$350

Financial Aid Information:

Director of Financial Aid	Craig Slaughter
Phone Number	(740) 427-5430
Email	finaid@kenyon.edu
CSS Financial Aid Profile	Yes
Institutional Financial Aid Form	No
Application Deadline	Nov. 15 (Early Decision) or Jan. 15 (Regular)
Financial Aid Award Announcement	April 1
Scholarship Website	kenyon.edu/admissions-aid/financial-aid-scholarships/scholarships-grants/

Athletics:

Athletic Division	NCAA III
Athletic Scholarships	No

Learning Disabled Students:

LD Formal Program Available	No
Limited Support Services Only	Yes

Other Information:

Can high school students enroll in CCP at your institution?	Yes
International Baccalaureate	Yes
ASL as foreign language credit	No

Cost for Academic Year 2023 - 2024:

Tuition	\$69,030
Room And Board	\$14,410
Required Fees	\$300
Total:	\$83,740
Average grant aid awarded to undergraduates (22-23)	\$51,701

Contact Information:

Kenyon College
Diane Anci, Vice President of Enrollment
Phone: (740) 427-5000
Email: admissions@kenyon.edu Web: kenyon.edu



Fall 2022 Enrollment:

Full-time Undergraduates	383
Part-time Undergraduates	262
Total Undergraduate Enrollment	645
Total Graduate Enrollment	187
Percentage Undergraduate Men	18%
Percentage Undergraduate Women	82%
Percentage Undergraduate Minorities	24%
Average Class Size	18
Student to Faculty Ratio	8:1

Fall 2022 Freshman profile:

Middle 50% ACT Composite	18-23
Middle 50% SAT Reading	N/A
Middle 50% SAT Math	N/A
Average Freshman GPA	3.58
Number in Freshman Class	71
% of Freshman Receiving Aid	89%
Average Financial Aid for Freshmen	\$14,341

Campus Life:

Religious Affiliation	Seventh Day Adventists
Campus Setting	City:Small
Academic Calendar	Semester
Minority/Multicultural Programs	No
Contact Name, Email	N/A
Student Organizations	Yes
Fraternities and Sororities	N/A
Intramural Sports	
Men	No
Women	No

Housing:

Guaranteed Housing if Matriculation Fee	No
Paid by May 1	
Percentage of Full-time Undergraduates Living on Campus	30%

Admission Information (2023-2024):

Early Decision	No
Apply by	N/A
Admission Notification by	N/A
Regular Admission	
Apply by	Rolling
Admission Notification by	Rolling
Application Fee	\$0
Application Fee Waiver	N/A
Online Application Fee	\$0
Deferred Admission	Yes
Early Admission (after junior year)	Yes
Candidates Reply Date	10 days after acceptance
Tuition Deposit	Varies

Financial Aid Information:

Director of Financial Aid	Kim Rawlins
Phone Number	(937) 298-3399 + 55617
Email	financial.aid@my.kc.edu
CSS Financial Aid Profile	No
Institutional Financial Aid Form	No
Application Deadline	Priority
Financial Aid Award Announcement	January
Scholarship Website	KC.edu/scholarship

Athletics:

Athletic Division	N/A
Athletic Scholarships	No

Learning Disabled Students:

LD Formal Program Available	No
Limited Support Services Only	No

Other Information:

Can high school students enroll in CCP at your institution?	No
International Baccalaureate	No
ASL as foreign language credit	No

Cost for Academic Year 2023 - 2024:

Tuition	\$19,590
Room And Board	\$9,270
Required Fees	\$1,080
Total:	\$29,940
Average grant aid awarded to undergraduates (22-23)	Not provided

Contact Information:

Kettering College
Phone: (937) 395-8628

Email: admissions@kc.edu Web: kc.edu/admissions



Fall 2022 Enrollment:	
Full-time Undergraduates	646
Part-time Undergraduates	92
Total Undergraduate Enrollment	738
Total Graduate Enrollment	168
Percentage Undergraduate Men	57%
Percentage Undergraduate Women	43%
Percentage Undergraduate Minorities	30%
Average Class Size	
Student to Faculty Ratio	12:1

Fall 2022 Freshman profile:	
Middle 50% ACT Composite	20-26
Middle 50% SAT Reading	490-590
Middle 50% SAT Math	510-580
Average Freshman GPA	3.27
Number in Freshman Class	225
% of Freshman Receiving Aid	100%
Average Financial Aid for Freshmen	\$30,713

Campus Life:	
Religious Affiliation	N/A
Campus Setting	Suburb:Large
Academic Calendar	Semester
Minority/Multicultural Programs	Yes
Contact Name, Email	Student Life Office, studentlife@lec.edu
Student Organizations	Yes
Fraternities and Sororities	No
Intramural Sports	
Men	Yes
Women	Yes

Housing:	
Guaranteed Housing if Matriculation Fee	No
Paid by May 1	
Percentage of Full-time Undergraduates	

Living on Campus

Admission Information (2023-2024):

Early Decision	No
Apply by	N/A
Admission Notification by	N/A
Regular Admission	
Apply by	Rolling
Admission Notification by	Rolling
Application Fee	\$0
Application Fee Waiver	N/A
Online Application Fee	\$0
Deferred Admission	Yes
Early Admission (after junior year)	Yes
Candidates Reply Date	Prefer by May 1
Tuition Deposit	\$200

Financial Aid Information:

Director of Financial Aid	Tricia Pangonis
Phone Number	(440) 375-7102
Email	tpangonis@lec.edu
CSS Financial Aid Profile	No
Institutional Financial Aid Form	No
Application Deadline	Rolling
Financial Aid Award Announcement	Rolling
Scholarship Website	

Athletics:

Athletic Division	NCAA II
Athletic Scholarships	Yes

Learning Disabled Students:

LD Formal Program Available	No
Limited Support Services Only	Yes

Other Information:

Can high school students enroll in CCP at your institution?	Yes
International Baccalaureate	No
ASL as foreign language credit	Yes

Cost for Academic Year 2023 - 2024:

Tuition	\$34,596
Room And Board	\$11,592
Required Fees	0
Total:	\$46,188
Average grant aid awarded to undergraduates (22-23)	Not provided

Contact Information:
Lake Erie College
Amanda Fordyce, Registrar
Phone: (440) 375-7050

Email: admission@lec.edu Web: lec.edu/office-of-admission



Fall 2022 Enrollment:	
Full-time Undergraduates	693
Part-time Undergraduates	260
Total Undergraduate Enrollment	953
Total Graduate Enrollment	183
Percentage Undergraduate Men	42%
Percentage Undergraduate Women	58%
Percentage Undergraduate Minorities	20%
Average Class Size	15
Student to Faculty Ratio	13:1

Fall 2022 Freshman profile:	
Middle 50% ACT Composite	N/A
Middle 50% SAT Reading	N/A
Middle 50% SAT Math	N/A
Average Freshman GPA	3.28
Number in Freshman Class	168
% of Freshman Receiving Aid	100%
Average Financial Aid for Freshmen	\$22,879

Campus Life:	
Religious Affiliation	Roman Catholic
Campus Setting	Suburb:Large
Academic Calendar	Semester
Minority/Multicultural Programs	Yes
Contact Name, Email	Tonya Colbert
Student Organizations	Yes
Fraternities and Sororities	No
Intramural Sports	
Men	Yes
Women	Yes

Housing:	
Guaranteed Housing if Matriculation Fee	Yes
Paid by May 1	
Percentage of Full-time Undergraduates	78%
Living on Campus	

Admission Information (2023-2024):

Early Decision	No
Apply by	N/A
Admission Notification by	N/A
Regular Admission	
Apply by	June 1st
Admission Notification by	Rolling
Application Fee	\$0
Application Fee Waiver	Yes
Online Application Fee	\$0
Deferred Admission	No
Early Admission (after junior year)	No
Candidates Reply Date	May 1
Tuition Deposit	\$100

Financial Aid Information:

Director of Financial Aid	Callie Zake
Phone Number	(419) 517-7487
Email	czake@lourdes.edu
CSS Financial Aid Profile	No
Institutional Financial Aid Form	No
Application Deadline	N/A
Financial Aid Award Announcement	Rolling
Scholarship Website	lourdes.edu/costs-financial-aid/scholarships/

Athletics:

Athletic Division	NAIA
Athletic Scholarships	Yes

Learning Disabled Students:

LD Formal Program Available	No
Limited Support Services Only	Yes

Other Information:

Can high school students enroll in CCP at your institution?	Yes
International Baccalaureate	Yes
ASL as foreign language credit	Yes

Cost for Academic Year 2023 - 2024:

Tuition	\$26,010
Room And Board	\$12,010
Required Fees	\$2,900
Total:	\$40,920
Average grant aid awarded to undergraduates (22-23)	\$3,500

Contact Information:

Lourdes University

Phone: (419) 885-5291

Email: luadmits@lourdes.edu Web: apply.lourdes.edu



Fall 2022 Enrollment:

Full-time Undergraduates	746
Part-time Undergraduates	201
Total Undergraduate Enrollment	947
Total Graduate Enrollment	252
Percentage Undergraduate Men	47%
Percentage Undergraduate Women	53%
Percentage Undergraduate Minorities	16%
Average Class Size	17
Student to Faculty Ratio	11:1

Fall 2022 Freshman profile:

Middle 50% ACT Composite	18-23
Middle 50% SAT Reading	488-590
Middle 50% SAT Math	455-600
Average Freshman GPA	3.44
Number in Freshman Class	209
% of Freshman Receiving Aid	100%
Average Financial Aid for Freshmen	\$30,173

Campus Life:

Religious Affiliation	Evangelical Friends Church
Campus Setting	City:Small
Academic Calendar	Semester
Minority/Multicultural Programs	Yes
Contact Name, Email	Andrea Ramsey, aramsey@malone.edu
Student Organizations	Yes
Fraternities and Sororities	No
Intramural Sports	
Men	Yes
Women	Yes

Housing:

Guaranteed Housing if Matriculation Fee	Yes
Paid by May 1	
Percentage of Full-time Undergraduates Living on Campus	58%

Admission Information (2023-2024):

Early Decision	No
Apply by	N/A
Admission Notification by	N/A
Regular Admission	
Apply by	March 1 (recommended)
Admission Notification by	Rolling
Application Fee	\$20
Application Fee Waiver	On as-needed basis
Online Application Fee	\$0
Deferred Admission	Yes
Early Admission (after junior year)	Yes
Candidates Reply Date	May 1
Tuition Deposit	\$200

Financial Aid Information:

Director of Financial Aid	Pamela Pustay
Phone Number	(330) 471-8159
Email	finaid@malone.edu
CSS Financial Aid Profile	No
Institutional Financial Aid Form	No
Application Deadline	None
Financial Aid Award Announcement	Rolling
Scholarship Website	malone.edu/admissions-aid/financial-aid-scholarships/scholarships-grants/

Athletics:

Athletic Division	NCAA II
Athletic Scholarships	Yes

Learning Disabled Students:

LD Formal Program Available	No
Limited Support Services Only	Yes

Other Information:

Can high school students enroll in CCP at your institution?	Yes
International Baccalaureate	Yes
ASL as foreign language credit	No

Cost for Academic Year 2023 - 2024:

Tuition	\$34,800
Room And Board	\$11,290
Required Fees	\$1,320
Total:	\$47,410
Average grant aid awarded to undergraduates (22-23)	\$24,018

Contact Information:

Malone University
Ann Lawson, Director of Admissions
Phone: (800) 939-5818

Email: admissions@malone.edu Web: malone.edu/admissions-aid



Marietta College

Fall 2022 Enrollment:

Full-time Undergraduates	1,027
Part-time Undergraduates	82
Total Undergraduate Enrollment	1,109
Total Graduate Enrollment	89
Percentage Undergraduate Men	51%
Percentage Undergraduate Women	49%
Percentage Undergraduate Minorities	14%
Average Class Size	12
Student to Faculty Ratio	9:1

Fall 2022 Freshman profile:

Middle 50% ACT Composite	18-24
Middle 50% SAT Reading	480-580
Middle 50% SAT Math	460-550
Average Freshman GPA	3.54
Number in Freshman Class	320
% of Freshman Receiving Aid	100%
Average Financial Aid for Freshmen	\$29,711

Campus Life:

Religious Affiliation	N/A
Campus Setting	Town:Fringe
Academic Calendar	Semester
Minority/Multicultural Programs	Yes
Contact Name, Email	Tony Mayle, aam006@marietta.edu
Student Organizations	Yes
Fraternities and Sororities	Yes
Intramural Sports	Yes
Men	Yes
Women	Yes

Housing:

Guaranteed Housing if Matriculation Fee	Yes
Paid by May 1	
Percentage of Full-time Undergraduates Living on Campus	84%

Admission Information (2023-2024):

Early Decision	No
Apply by	N/A
Admission Notification by	N/A
Regular Admission	
Apply by	Rolling
Admission Notification by	Rolling
Application Fee	\$0
Application Fee Waiver	N/A
Online Application Fee	\$0
Deferred Admission	Yes
Early Admission (after junior year)	Yes
Candidates Reply Date	May 1
Tuition Deposit	\$200

Financial Aid Information:

Director of Financial Aid	Samantha Metz
Phone Number	(800) 331-2709
Email	finaid@marietta.edu
CSS Financial Aid Profile	No
Institutional Financial Aid Form	No
Application Deadline	Rolling
Financial Aid Award Announcement	Rolling
Scholarship Website	marietta.edu/scholarships

Athletics:

Athletic Division	NCAA III
Athletic Scholarships	No

Learning Disabled Students:

LD Formal Program Available	No
Limited Support Services Only	Yes

Other Information:

Can high school students enroll in CCP at your institution?	Yes
International Baccalaureate	Yes
ASL as foreign language credit	Yes

Cost for Academic Year 2023 - 2024:

Tuition	\$37,752
Room And Board	\$12,544
Required Fees	\$1,222
Total:	\$51,518
Average grant aid awarded to undergraduates (22-23)	\$36,161

Contact Information:

Marietta College

Scot Schaeffer, Vice President for Enrollment Management

Phone: (800) 331-2709

Email: admit@marietta.edu Web: marietta.edu/contact-admission



Fall 2022 Enrollment:	
Full-time Undergraduates	365
Part-time Undergraduates	755
Total Undergraduate Enrollment	1,120
Total Graduate Enrollment	141
Percentage Undergraduate Men	12%
Percentage Undergraduate Women	88%
Percentage Undergraduate Minorities	28%
Average Class Size	20
Student to Faculty Ratio	6:1

Fall 2022 Freshman profile:	
Middle 50% ACT Composite	16-21
Middle 50% SAT Reading	430-510
Middle 50% SAT Math	350-520
Average Freshman GPA	3.41
Number in Freshman Class	33
% of Freshman Receiving Aid	100%
Average Financial Aid for Freshmen	\$17,817

Campus Life:	
Religious Affiliation	Roman Catholic
Campus Setting	City:Large
Academic Calendar	Semester
Minority/Multicultural Programs	Yes
Contact Name, Email	Marc Adkins
Student Organizations	Yes
Fraternities and Sororities	No
Intramural Sports	
Men	No
Women	No

Housing:	
Guaranteed Housing if Matriculation Fee Paid by May 1	N/A
Percentage of Full-time Undergraduates Living on Campus	0%

Admission Information (2023-2024):

Early Decision	No
Apply by	N/A
Admission Notification by	N/A
Regular Admission	
Apply by	Rolling
Admission Notification by	Rolling
Application Fee	\$0
Application Fee Waiver	N/A
Online Application Fee	\$0
Deferred Admission	No
Early Admission (after junior year)	No
Candidates Reply Date	May 1
Tuition Deposit	\$125

Financial Aid Information:

Director of Financial Aid	Julie Leslie
Phone Number	(419) 251-1598
Email	julie.leslie@mercycollege.edu
CSS Financial Aid Profile	No
Institutional Financial Aid Form	No
Application Deadline	Rolling
Financial Aid Award Announcement	Rolling
Scholarship Website	mercycollege.edu/admissions/ financial-aid/scholarships

Athletics:

Athletic Division	N/A
Athletic Scholarships	No

Learning Disabled Students:

LD Formal Program Available	No
Limited Support Services Only	Yes

Other Information:

Can high school students enroll in CCP at your institution?	Yes
International Baccalaureate	No
ASL as foreign language credit	No

Cost for Academic Year 2023 - 2024:

Tuition	\$16,200
Room And Board	\$0
Required Fees	\$2,850
Total:	\$19,050
Average grant aid awarded to undergraduates (22-23)	\$5,136

Contact Information:
Mercy College of Ohio
Phone: (419) 251-1313

Email: admissions@mercycollege.edu Web: mercycollege.edu/admissions



Fall 2022 Enrollment:	
Full-time Undergraduates	482
Part-time Undergraduates	146
Total Undergraduate Enrollment	628
Total Graduate Enrollment	138
Percentage Undergraduate Men	12%
Percentage Undergraduate Women	88%
Percentage Undergraduate Minorities	37%
Average Class Size	30
Student to Faculty Ratio	10:1

Fall 2022 Freshman profile:	
Middle 50% ACT Composite	16-21
Middle 50% SAT Reading	N/A
Middle 50% SAT Math	N/A
Average Freshman GPA	3.63
Number in Freshman Class	30
% of Freshman Receiving Aid	95%
Average Financial Aid for Freshmen	\$9,024

Campus Life:	
Religious Affiliation	Roman Catholic
Campus Setting	City: Large
Academic Calendar	Semester
Minority/Multicultural Programs	Yes
Contact Name, Email	Ken Sigler
Student Organizations	Yes
Fraternities and Sororities	No
Intramural Sports	
Men	No
Women	No

Housing:	
Guaranteed Housing if Matriculation Fee	No
Paid by May 1	
Percentage of Full-time Undergraduates	0%
Living on Campus	

Admission Information (2023-2024):

Early Decision	No
Apply by	N/A
Admission Notification by	N/A
Regular Admission	Yes
Apply by	July 15
Admission Notification by	Rolling
Application Fee	\$30
Application Fee Waiver	On as-needed basis
Online Application Fee	\$30
Deferred Admission	No
Early Admission (after junior year)	No
Candidates Reply Date	August 1
Tuition Deposit	\$100

Financial Aid Information:

Director of Financial Aid	Steve Wetz
Phone Number	(614) 234-4397
Email	swetz@mccn.edu
CSS Financial Aid Profile	No
Institutional Financial Aid Form	No
Application Deadline	March 15
Financial Aid Award Announcement	Rolling
Scholarship Website	

Athletics:

Athletic Division	N/A
Athletic Scholarships	No

Learning Disabled Students:

LD Formal Program Available	No
Limited Support Services Only	Yes

Other Information:

Can high school students enroll in CCP at your institution?	No
International Baccalaureate	Yes
ASL as foreign language credit	Yes

Cost for Academic Year 2023 - 2024:

Tuition	\$12,960
Room And Board	\$0
Required Fees	\$930
Total:	\$13,890
Average grant aid awarded to undergraduates (22-23)	\$8,195

Contact Information:
Mount Carmel College of Nursing
Ken Sigler, Director, Admissions and Enrollment Management
Phone: (614) 234-5144
Email: ksigler@mccn.edu Web: mccn.edu



MOUNT ST. JOSEPH UNIVERSITY®

Fall 2022 Enrollment:

Full-time Undergraduates	989
Part-time Undergraduates	434
Total Undergraduate Enrollment	1,423
Total Graduate Enrollment	604
Percentage Undergraduate Men	45%
Percentage Undergraduate Women	55%
Percentage Undergraduate Minorities	18%
Average Class Size	17
Student to Faculty Ratio	11:1

Fall 2022 Freshman profile:

Middle 50% ACT Composite	21-27
Middle 50% SAT Reading	530-640
Middle 50% SAT Math	538-593
Average Freshman GPA	4.00
Number in Freshman Class	296
% of Freshman Receiving Aid	100%
Average Financial Aid for Freshmen	\$30,926

Campus Life:

Religious Affiliation	Roman Catholic
Campus Setting	Suburb:Large
Academic Calendar	Semester
Minority/Multicultural Programs	Yes
Contact Name, Email	Janet Cox
Student Organizations	Yes
Fraternities and Sororities	Yes
Intramural Sports	
Men	Yes
Women	Yes

Housing:

Guaranteed Housing if Matriculation Fee Paid by May 1	Yes
Percentage of Full-time Undergraduates Living on Campus	28%

Admission Information (2023-2024):

Early Decision	No
Apply by	N/A
Admission Notification by	N/A
Regular Admission	
Apply by	August 15
Admission Notification by	Rolling
Application Fee	\$25
Application Fee Waiver	On as-needed basis
Online Application Fee	\$25
Deferred Admission	Yes
Early Admission (after junior year)	No
Candidates Reply Date	May 1
Tuition Deposit	\$100

Financial Aid Information:

Director of Financial Aid	Todd Everett
Phone Number	(513) 244-4839
Email	todd.everett@msj.edu
CSS Financial Aid Profile	No
Institutional Financial Aid Form	No
Application Deadline	March 1
Financial Aid Award Announcement	Rolling
Scholarship Website	msj.edu

Athletics:

Athletic Division	NCAA III
Athletic Scholarships	No

Learning Disabled Students:

LD Formal Program Available	Yes
Limited Support Services Only	Yes

Other Information:

Can high school students enroll in CCP at your institution?	No
International Baccalaureate	Yes
ASL as foreign language credit	Yes

Cost for Academic Year 2023 - 2024:

Tuition	\$35,450
Room And Board	\$11,000
Required Fees	\$1,200
Total:	\$47,650
Average grant aid awarded to undergraduates (22-23)	\$25,107

Contact Information:

Mount St. Joseph University
Chris Powers, Enrollment Manager
Phone: (513) 244-4531
Email: chris.powers@msj.edu Web: msj.edu



Fall 2022 Enrollment:

Full-time Undergraduates	1,855
Part-time Undergraduates	36
Total Undergraduate Enrollment	1,891
Total Graduate Enrollment	239
Percentage Undergraduate Men	53%
Percentage Undergraduate Women	47%
Percentage Undergraduate Minorities	14%
Average Class Size	16
Student to Faculty Ratio	12:1

Fall 2022 Freshman profile:

Middle 50% ACT Composite	19-26
Middle 50% SAT Reading	480-590
Middle 50% SAT Math	480-590
Average Freshman GPA	3.54
Number in Freshman Class	550
% of Freshman Receiving Aid	100%
Average Financial Aid for Freshmen	\$29,317

Campus Life:

Religious Affiliation	N/A
Campus Setting	Town:Fringe
Academic Calendar	Semester
Minority/Multicultural Programs	Yes
Contact Name, Email	John Frazier, fraziej@mountunion.edu
Student Organizations	Yes
Fraternities and Sororities	Yes
Intramural Sports	
Men	Yes
Women	Yes

Housing:

Guaranteed Housing if Matriculation Fee	Yes
Paid by May 1	
Percentage of Full-time Undergraduates Living on Campus	70%

Admission Information (2023-2024):

Early Decision	No
Apply by	N/A
Admission Notification by	N/A
Regular Admission	
Apply by	Rolling
Admission Notification by	Rolling
Application Fee	\$0
Application Fee Waiver	N/A
Online Application Fee	\$0
Deferred Admission	Yes
Early Admission (after junior year)	N/A
Candidates Reply Date	May 1
Tuition Deposit	\$150

Financial Aid Information:

Director of Financial Aid	Kathleen Thomas
Phone Number	(330) 823-2578
Email	thomaska@mountunion.edu
CSS Financial Aid Profile	No
Institutional Financial Aid Form	No
Application Deadline	Rolling
Financial Aid Award Announcement	Rolling
Scholarship Website	mountunion.edu/admission/tuition-and-aid/scholarships-and-grants

Athletics:

Athletic Division	NCAA III
Athletic Scholarships	No

Learning Disabled Students:

LD Formal Program Available	No
Limited Support Services Only	Yes

Other Information:

Can high school students enroll in CCP at your institution?	Yes
International Baccalaureate	Yes
ASL as foreign language credit	No

Cost for Academic Year 2023 - 2024:

Tuition	\$35,000
Room And Board	\$11,000
Required Fees	\$400
Total:	\$46,400
Average grant aid awarded to undergraduates (22-23)	\$21,931

Contact Information:

University of Mount Union
Kaetlynn Wise, Director of Admission
Phone: (330) 823-2590

Email: admission@mountunion.edu Web: mountunion.edu/admission

MOUNT VERNON

NAZARENE UNIVERSITY

Fall 2022 Enrollment:

Full-time Undergraduates	1,301
Part-time Undergraduates	327
Total Undergraduate Enrollment	1,628
Total Graduate Enrollment	313
Percentage Undergraduate Men	39%
Percentage Undergraduate Women	61%
Percentage Undergraduate Minorities	10%
Average Class Size	18
Student to Faculty Ratio	13:1

Fall 2022 Freshman profile:

Middle 50% ACT Composite	18-25
Middle 50% SAT Reading	485-610
Middle 50% SAT Math	478-618
Average Freshman GPA	3.61
Number in Freshman Class	289
% of Freshman Receiving Aid	100%
Average Financial Aid for Freshmen	\$28,002

Campus Life:

Religious Affiliation	Church of the Nazarene
Campus Setting	Town: Distant
Academic Calendar	Semester
Minority/Multicultural Programs	Yes
Contact Name, Email	Tavaris Taylor, tavaris.taylor@mvnu.edu
Student Organizations	Yes
Fraternities and Sororities	No
Intramural Sports	
Men	Yes
Women	Yes

Housing:

Guaranteed Housing if Matriculation Fee Paid by May 1	Yes
Percentage of Full-time Undergraduates Living on Campus	83%

Admission Information (2023-2024):

Early Decision	No
Apply by	N/A
Admission Notification by	N/A
Regular Admission	
Apply by	Rolling
Admission Notification by	Rolling
Application Fee	\$25
Application Fee Waiver	Y
Online Application Fee	\$25
Deferred Admission	Yes
Early Admission (after junior year)	N/A
Candidates Reply Date	May 1
Tuition Deposit	\$150

Financial Aid Information:

Director of Financial Aid	Vickie Williams
Phone Number	(740) 397-6868
Email	financial.aid@mvnu.edu
CSS Financial Aid Profile	No
Institutional Financial Aid Form	No
Application Deadline	March 15
Financial Aid Award Announcement	Rolling
Scholarship Website	mvnu.edu/undergraduate/ financialaid/scholarships

Athletics:

Athletic Division	NAIA
Athletic Scholarships	Yes

Learning Disabled Students:

LD Formal Program Available	No
Limited Support Services Only	Yes

Other Information:

Can high school students enroll in CCP at your institution?	Yes
International Baccalaureate	Yes
ASL as foreign language credit	Yes

Cost for Academic Year 2023 - 2024:

Tuition	\$35,274
Room And Board	\$9,996
Required Fees	\$250
Total:	\$45,520
Average grant aid awarded to undergraduates (22-23)	Not provided

Contact Information:

Mount Vernon Nazarene University
Jennifer Adkins, Director of Admissions
Phone: (866) 462-6868

Email: admissions@mvnu.edu Web: mvnu.edu/undergraduate

MUSKINGUM

UNIVERSITY

Fall 2022 Enrollment:

Full-time Undergraduates	1,307
Part-time Undergraduates	177
Total Undergraduate Enrollment	1,484
Total Graduate Enrollment	633
Percentage Undergraduate Men	46%
Percentage Undergraduate Women	54%
Percentage Undergraduate Minorities	16%
Average Class Size	16
Student to Faculty Ratio	13:1

Fall 2022 Freshman profile:

Middle 50% ACT Composite	17-22
Middle 50% SAT Reading	480-560
Middle 50% SAT Math	470-560
Average Freshman GPA	3.3
Number in Freshman Class	412
% of Freshman Receiving Aid	97%
Average Financial Aid for Freshmen	\$32,067

Campus Life:

Religious Affiliation	Presbyterian Church (USA)
Campus Setting	Town:Distant
Academic Calendar	Semester
Minority/Multicultural Programs	Yes
Contact Name, Email	
Student Organizations	Yes
Fraternities and Sororities	Yes
Intramural Sports	
Men	Yes
Women	Yes

Housing:

Guaranteed Housing if Matriculation Fee	Yes
Paid by May 1	
Percentage of Full-time Undergraduates	80%
Living on Campus	

Admission Information (2023-2024):

Early Decision	No
Apply by	N/A
Admission Notification by	N/A
Regular Admission	
Apply by	N/A
Admission Notification by	Rolling
Application Fee	\$0
Application Fee Waiver	N/A
Online Application Fee	\$0
Deferred Admission	Yes
Early Admission (after junior year)	No
Candidates Reply Date	May 1
Tuition Deposit	\$200

Financial Aid Information:

Director of Financial Aid	Amber Gump
Phone Number	(740) 826-8139
Email	finaid@muskingum.edu
CSS Financial Aid Profile	No
Institutional Financial Aid Form	No
Application Deadline	March 1
Financial Aid Award Announcement	Rolling
Scholarship Website	muskingum.edu/ financial-aid/first-year

Athletics:

Athletic Division	NCAA III
Athletic Scholarships	No

Learning Disabled Students:

LD Formal Program Available	Yes
Limited Support Services Only	No

Other Information:

Can high school students enroll in CCP at your institution?	Yes
International Baccalaureate	Yes
ASL as foreign language credit	Yes

Cost for Academic Year 2023 - 2024:

Tuition	\$30,650
Room And Board	\$12,722
Required Fees	\$1,040
Total:	\$44,412
Average grant aid awarded to undergraduates (22-23)	Not provided

Contact Information:

Muskingum University
Jake Burnett, Director of Admission
Phone: (740) 826-8137

Email: admission@muskingum.edu Web: muskingum.edu



Admission Information (2023-2024):

Early Decision	No
Apply by	N/A
Admission Notification by	N/A
Regular Admission	
Apply by	Rolling
Admission Notification by	Rolling
Application Fee	\$20
Application Fee Waiver	No
Online Application Fee	\$20
Deferred Admission	No
Early Admission (after junior year)	No
Candidates Reply Date	N/A
Tuition Deposit	\$0

Financial Aid Information:

Director of Financial Aid	Kim Clevenger
Phone Number	(419) 998-8890
Email	financialaid@unoh.edu
CSS Financial Aid Profile	No
Institutional Financial Aid Form	No
Application Deadline	None
Financial Aid Award Announcement	Rolling
Scholarship Website	

Athletics:

Athletic Division	NAIA II
Athletic Scholarships	Yes

Learning Disabled Students:

LD Formal Program Available	Yes
Limited Support Services Only	Yes

Other Information:

Can high school students enroll in CCP at your institution?	No
International Baccalaureate	No
ASL as foreign language credit	No

Cost for Academic Year 2023 - 2024:

Tuition	\$11,700
Room And Board	\$8,420
Required Fees	\$1,230
Total:	\$21,350
Average grant aid awarded to undergraduates (22-23)	Not provided

Fall 2022 Enrollment:

Full-time Undergraduates	2,421
Part-time Undergraduates	155
Total Undergraduate Enrollment	2,576
Total Graduate Enrollment	39
Percentage Undergraduate Men	84%
Percentage Undergraduate Women	16%
Percentage Undergraduate Minorities	13%
Average Class Size	20
Student to Faculty Ratio	24:1

Fall 2022 Freshman profile:

Middle 50% ACT Composite	N/A
Middle 50% SAT Reading	N/A
Middle 50% SAT Math	N/A
Average Freshman GPA	N/A
Number in Freshman Class	891
% of Freshman Receiving Aid	93%
Average Financial Aid for Freshmen	\$9,673

Campus Life:

Religious Affiliation	N/A
Campus Setting	Suburb:Small
Academic Calendar	Quarter
Minority/Multicultural Programs	No
Contact Name, Email	N/A
Student Organizations	Yes
Fraternities and Sororities	No
Intramural Sports	
Men	Yes
Women	Yes

Housing:

Guaranteed Housing if Matriculation Fee Paid by May 1	Yes
Percentage of Full-time Undergraduates Living on Campus	35%

Contact Information:

University of Northwestern Ohio
 Tony Azzarello, Director of Admissions
 Phone: (419) 998-3120

Email: admissions@unoh.edu Web: unoh.edu



NOTRE DAME

C O L L E G E

Fall 2022 Enrollment:

Full-time Undergraduates	958
Part-time Undergraduates	371
Total Undergraduate Enrollment	1,329
Total Graduate Enrollment	115
Percentage Undergraduate Men	47%
Percentage Undergraduate Women	53%
Percentage Undergraduate Minorities	39%
Average Class Size	16
Student to Faculty Ratio	12:1

Fall 2022 Freshman profile:

Middle 50% ACT Composite	N/A
Middle 50% SAT Reading	N/A
Middle 50% SAT Math	N/A
Average Freshman GPA	3.00
Number in Freshman Class	228
% of Freshman Receiving Aid	100%
Average Financial Aid for Freshmen	\$28,554

Campus Life:

Religious Affiliation	Roman Catholic
Campus Setting	Suburb:Large
Academic Calendar	Semester
Minority/Multicultural Programs	Yes
Contact Name, Email	dcgill@ndc.edu
Student Organizations	Yes
Fraternities and Sororities	No
Intramural Sports	
Men	Yes
Women	Yes

Housing:

Guaranteed Housing if Matriculation Fee	Yes
Paid by May 1	
Percentage of Full-time Undergraduates	56%
Living on Campus	

Admission Information (2023-2024):

Early Decision	N/A
Apply by	N/A
Admission Notification by	N/A
Regular Admission	
Apply by	N/A
Admission Notification by	Rolling
Application Fee	\$0
Application Fee Waiver	N/A
Online Application Fee	\$0
Deferred Admission	Yes
Early Admission (after junior year)	Yes
Candidates Reply Date	August 1
Tuition Deposit	\$150

Financial Aid Information:

Director of Financial Aid	Alison McBrady
Phone Number	(216) 373-5213
Email	amcbrady@ndc.edu
CSS Financial Aid Profile	No
Institutional Financial Aid Form	No
Application Deadline	Rolling
Financial Aid Award Announcement	Rolling
Scholarship Website	notredamecollege.edu/admissions/ financial-aid/scholarships/

Athletics:

Athletic Division	NCAA II
Athletic Scholarships	Yes

Learning Disabled Students:

LD Formal Program Available	Yes
Limited Support Services Only	No

Other Information:

Can high school students enroll in CCP at your institution?	Yes
International Baccalaureate	No
ASL as foreign language credit	No

Cost for Academic Year 2023 - 2024:

Tuition	\$31,875
Room And Board	\$11,398
Required Fees	\$720
Total:	\$43,993
Average grant aid awarded to undergraduates (22-23)	Not provided

Contact Information:

Notre Dame College

Brandy Viol, Associate VP of Enrollment

Phone: (877) NDC-OHIO

Email: admissions@ndc.edu Web: notredamecollege.edu/admissions

OBERLIN

COLLEGE & CONSERVATORY

Fall 2022 Enrollment:

Full-time Undergraduates	2,978
Part-time Undergraduates	8
Total Undergraduate Enrollment	2,986
Total Graduate Enrollment	6
Percentage Undergraduate Men	41%
Percentage Undergraduate Women	59%
Percentage Undergraduate Minorities	31%
Average Class Size	20
Student to Faculty Ratio	9:1

Fall 2022 Freshman profile:

Middle 50% ACT Composite	30-33
Middle 50% SAT Reading	690-760
Middle 50% SAT Math	670-770
Average Freshman GPA	3.70
Number in Freshman Class	882
% of Freshman Receiving Aid	100%
Average Financial Aid for Freshmen	\$36,343

Campus Life:

Religious Affiliation	N/A
Campus Setting	Town:Fringe
Academic Calendar	Four-one-four plan
Minority/Multicultural Programs	Yes
Contact Name, Email	Scott Hwang, Senior Assistant Dean and Director of the Multicultural Resource Commons
Student Organizations	Yes
Fraternities and Sororities	No
Intramural Sports	
Men	Yes
Women	Yes

Housing:

Guaranteed Housing if Matriculation Fee	Yes
Paid by May 1	
Percentage of Full-time Undergraduates	93%
Living on Campus	

Admission Information (2023-2024):

Early Decision	Yes
Apply by	Nov 15 or Jan 2
Admission Notification by	Dec 15 or Feb 1
Regular Admission	
Apply by	January 15
Admission Notification by	April 1
Application Fee	\$0
Application Fee Waiver	N/A
Online Application Fee	\$0
Deferred Admission	Yes
Early Admission (after junior year)	Rarely
Candidates Reply Date	May 1
Tuition Deposit	\$300

Financial Aid Information:

Director of Financial Aid	Michele Kosboth
Phone Number	(440) 775-8142
Email	mkosboth@oberlin.edu
CSS Financial Aid Profile	Yes
Institutional Financial Aid Form	No
Application Deadline	January 15
Financial Aid Award Announcement	April 1
Scholarship Website	oberlin.edu/financial-aid/ policies/scholarships

Athletics:

Athletic Division	NCAA III
Athletic Scholarships	No

Learning Disabled Students:

LD Formal Program Available	Yes
Limited Support Services Only	No

Other Information:

Can high school students enroll in CCP at your institution?	No
International Baccalaureate	Yes
ASL as foreign language credit	No

Cost for Academic Year 2023 - 2024:

Tuition	\$63,700
Room And Board	\$18,942
Required Fees	\$946
Total:	\$83,588
Average grant aid awarded to undergraduates (22-23)	\$36,024

Contact Information:

Oberlin College

Manuel Carballo, Vice President and Dean of Admissions and Financial Aid

Phone: (440) 775-8411

Email: college.admissions@oberlin.edu Web: oberlin.edu



Fall 2022 Enrollment:

Full-time Undergraduates	668
Part-time Undergraduates	771
Total Undergraduate Enrollment	1,439
Total Graduate Enrollment	161
Percentage Undergraduate Men	41%
Percentage Undergraduate Women	59%
Percentage Undergraduate Minorities	30%
Average Class Size	10
Student to Faculty Ratio	8:1

Fall 2022 Freshman profile:

Middle 50% ACT Composite	N/A
Middle 50% SAT Reading	N/A
Middle 50% SAT Math	N/A
Average Freshman GPA	3.37
Number in Freshman Class	103
% of Freshman Receiving Aid	98%
Average Financial Aid for Freshmen	\$18,894

Campus Life:

Religious Affiliation	Other Protestant
Campus Setting	Town:Distant
Academic Calendar	Semester
Minority/Multicultural Programs	Yes
Contact Name, Email	Alex Schneider, aschneider@ohiochristian.edu
Student Organizations	Yes
Fraternities and Sororities	No
Intramural Sports	
Men	No
Women	No

Housing:

Guaranteed Housing if Matriculation Fee	Yes
Paid by May 1	
Percentage of Full-time Undergraduates Living on Campus	N/A

Admission Information (2023-2024):

Early Decision	No
Apply by	N/A
Admission Notification by	N/A
Regular Admission	
Apply by	Rolling
Admission Notification by	Rolling
Application Fee	\$25
Application Fee Waiver	Yes
Online Application Fee	\$25
Deferred Admission	N/A
Early Admission (after junior year)	Yes
Candidates Reply Date	
Tuition Deposit	\$200

Financial Aid Information:

Director of Financial Aid	Brandon Ritchey
Phone Number	(740) 420-5944
Email	finaid@ohiochristian.edu
CSS Financial Aid Profile	No
Institutional Financial Aid Form	No
Application Deadline	Rolling
Financial Aid Award Announcement	Rolling
Scholarship Website	ohiochristian.edu/campus-degrees/financial-aid

Athletics:

Athletic Division	NCCAA
Athletic Scholarships	Yes

Learning Disabled Students:

LD Formal Program Available	No
Limited Support Services Only	Yes

Other Information:

Can high school students enroll in CCP at your institution?	Yes
International Baccalaureate	No
ASL as foreign language credit	No

Cost for Academic Year 2023 - 2024:

Tuition	\$22,350
Room And Board	\$9,612
Required Fees	\$1,350
Total:	\$33,312
Average grant aid awarded to undergraduates (22-23)	Not provided

Contact Information:

Ohio Christian University
Alana Bradley, Director of Traditional Admissions
Phone: (740) 477-7846

Email: ABradley@OhioChristian.edu Web: ohiochristian.edu



Fall 2022 Enrollment:	
Full-time Undergraduates	753
Part-time Undergraduates	93
Total Undergraduate Enrollment	846
Total Graduate Enrollment	430
Percentage Undergraduate Men	48%
Percentage Undergraduate Women	52%
Percentage Undergraduate Minorities	43%
Average Class Size	11
Student to Faculty Ratio	13:1

Fall 2022 Freshman profile:	
Middle 50% ACT Composite	22-27
Middle 50% SAT Reading	N/A
Middle 50% SAT Math	N/A
Average Freshman GPA	3.5
Number in Freshman Class	209
% of Freshman Receiving Aid	100%
Average Financial Aid for Freshmen	\$28,212

Campus Life:	
Religious Affiliation	Roman Catholic
Campus Setting	City:Large
Academic Calendar	Semester
Minority/Multicultural Programs	Yes
Contact Name, Email	Amy Thomas, thomasa3@ohiodominican.edu
Student Organizations	Yes
Fraternities and Sororities	No
Intramural Sports	Yes
Men	Yes
Women	Yes

Housing:	
Guaranteed Housing if Matriculation Fee	No
Paid by May 1	
Percentage of Full-time Undergraduates	58%
Living on Campus	

Admission Information (2023-2024):

Early Decision	No
Apply by	N/A
Admission Notification by	N/A
Regular Admission	
Apply by	Rolling
Admission Notification by	Rolling
Application Fee	\$0
Application Fee Waiver	N/A
Online Application Fee	\$0
Deferred Admission	Yes
Early Admission (after junior year)	Yes
Candidates Reply Date	May 1
Tuition Deposit	\$150

Financial Aid Information:

Director of Financial Aid	Tara Schneider
Phone Number	(614) 251-4778
Email	finaid@ohiodominican.edu
CSS Financial Aid Profile	No
Institutional Financial Aid Form	No
Application Deadline	Priority - February 15th
Financial Aid Award Announcement	Rolling
Scholarship Website	ohiodominican.edu/financial-aid/ scholarships/merit.html

Athletics:

Athletic Division	NCAA II
Athletic Scholarships	Yes

Learning Disabled Students:

LD Formal Program Available	No
Limited Support Services Only	Yes

Other Information:

Can high school students enroll in CCP at your institution?	No
International Baccalaureate	Yes
ASL as foreign language credit	Yes

Cost for Academic Year 2023 - 2024:

Tuition	\$33,760
Room And Board	\$12,500
Required Fees	\$610
Total:	\$46,870
Average grant aid awarded to undergraduates (22-23)	Not provided

Contact Information:

Ohio Dominican University
Kaylee Meade, Director of Undergraduate Admission
Phone: (614) 251-4500

Email: admission@ohiodominican.edu Web: ohiodominican.edu/admission

OHIO NORTHERN UNIVERSITY

Fall 2022 Enrollment:

Full-time Undergraduates	2,368
Part-time Undergraduates	201
Total Undergraduate Enrollment	2,569
Total Graduate Enrollment	446
Percentage Undergraduate Men	54%
Percentage Undergraduate Women	46%
Percentage Undergraduate Minorities	11%
Average Class Size	19
Student to Faculty Ratio	12:1

Fall 2022 Freshman profile:

Middle 50% ACT Composite	25-30
Middle 50% SAT Reading	570-660
Middle 50% SAT Math	590-680
Average Freshman GPA	3.84
Number in Freshman Class	666
% of Freshman Receiving Aid	99%
Average Financial Aid for Freshmen	\$32,861

Campus Life:

Religious Affiliation	United Methodist
Campus Setting	Town:Fringe
Academic Calendar	Semester
Minority/Multicultural Programs	Yes
Contact Name, Email	Dean Altstaetter
Student Organizations	Yes
Fraternities and Sororities	Yes
Intramural Sports	
Men	Yes
Women	Yes

Housing:

Guaranteed Housing if Matriculation Fee	Yes
Paid by May 1	
Percentage of Full-time Undergraduates	75%
Living on Campus	

Admission Information (2023-2024):

Early Decision	No
Apply by	N/A
Admission Notification by	N/A
Regular Admission	
Apply by	Rolling (Pharmacy Dec. 1)
Admission Notification by	Rolling
Application Fee	\$0
Application Fee Waiver	N/A
Online Application Fee	\$0
Deferred Admission	Yes
Early Admission (after junior year)	No
Candidates Reply Date	May 1
Tuition Deposit	\$200

Financial Aid Information:

Director of Financial Aid	Dr. Melanie Weaver
Phone Number	(419) 772-2272
Email	m-weaver.2@onu.edu
CSS Financial Aid Profile	No
Institutional Financial Aid Form	No
Application Deadline	April 15
Financial Aid Award Announcement	Rolling
Scholarship Website	onu.edu/admissions-aid/financial-aid/undergraduate-scholarships

Athletics:

Athletic Division	NCAA III
Athletic Scholarships	No

Learning Disabled Students:

LD Formal Program Available	No
Limited Support Services Only	Yes

Other Information:

Can high school students enroll in CCP at your institution?	Yes
International Baccalaureate	Yes
ASL as foreign language credit	Yes

Cost for Academic Year 2023 - 2024:

Tuition	\$36,500
Room And Board	\$13,200
Required Fees	\$1,300
Total:	\$51,000
Average grant aid awarded to undergraduates (22-23)	\$24,513

Contact Information:
Ohio Northern University
Deb Miller, Director of Admissions
Phone: (419) 772-2260
Email: admissions-ug@onu.edu Web: onu.edu

Fall 2022 Enrollment:

Full-time Undergraduates	1,398
Part-time Undergraduates	12
Total Undergraduate Enrollment	1,410
Total Graduate Enrollment	
Percentage Undergraduate Men	44%
Percentage Undergraduate Women	56%
Percentage Undergraduate Minorities	20%
Average Class Size	17
Student to Faculty Ratio	11:1

Fall 2022 Freshman profile:

Middle 50% ACT Composite	23-30
Middle 50% SAT Reading	570-678
Middle 50% SAT Math	553-680
Average Freshman GPA	3.71
Number in Freshman Class	453
% of Freshman Receiving Aid	100%
Average Financial Aid for Freshmen	\$42,819

Campus Life:

Religious Affiliation	United Methodist
Campus Setting	Suburb:Large
Academic Calendar	Semester
Minority/Multicultural Programs	Yes
Contact Name, Email	Laurie Patton, lspatton@owu.edu
Student Organizations	Yes
Fraternities and Sororities	Yes
Intramural Sports	Yes
Men	Yes
Women	Yes

Housing:

Guaranteed Housing if Matriculation Fee	Yes
Paid by May 1	
Percentage of Full-time Undergraduates	83%
Living on Campus	

Admission Information (2023-2024):

Early Decision	Yes
Apply by	November 15
Admission Notification by	December 1
Regular Admission	Yes
Apply by	March 1
Admission Notification by	Rolling
Application Fee	\$0
Application Fee Waiver	N/A
Online Application Fee	\$0
Deferred Admission	Yes
Early Admission (after junior year)	Rarely
Candidates Reply Date	May 1
Tuition Deposit	\$400

Financial Aid Information:

Director of Financial Aid	Kevin Paskvan
Phone Number	(740) 368-3052
Email	kfpaskva@owu.edu
CSS Financial Aid Profile	No
Institutional Financial Aid Form	No
Application Deadline	February 15
Financial Aid Award Announcement	Rolling
Scholarship Website	owu.edu/admission/financial-aid-scholarships-tuition/first-year-students/merit-scholarships-awards/

Athletics:

Athletic Division	NCAA III
Athletic Scholarships	No

Learning Disabled Students:

LD Formal Program Available	Yes
Limited Support Services Only	Yes

Other Information:

Can high school students enroll in CCP at your institution?	No
International Baccalaureate	Yes
ASL as foreign language credit	No

Cost for Academic Year 2023 - 2024:

Tuition	\$51,711
Room And Board	\$14,226
Required Fees	\$586
Total:	\$66,563
Average grant aid awarded to undergraduates (22-23)	\$39,121

Contact Information:

Ohio Wesleyan University
Laurie Patton, Director of Admission
Phone: (740) 368-3020

Email: owuadmit@owu.edu Web: owu.edu



Fall 2022 Enrollment:

Full-time Undergraduates	2,053
Part-time Undergraduates	120
Total Undergraduate Enrollment	2,173
Total Graduate Enrollment	285
Percentage Undergraduate Men	40%
Percentage Undergraduate Women	60%
Percentage Undergraduate Minorities	25%
Average Class Size	20
Student to Faculty Ratio	12:1

Fall 2022 Freshman profile:

Middle 50% ACT Composite	20-27
Middle 50% SAT Reading	525-620
Middle 50% SAT Math	510-640
Average Freshman GPA	3.65
Number in Freshman Class	546
% of Freshman Receiving Aid	100%
Average Financial Aid for Freshmen	\$33,754

Campus Life:

Religious Affiliation	United Methodist
Campus Setting	Suburb:Large
Academic Calendar	Semester
Minority/Multicultural Programs	Yes
Contact Name, Email	
Student Organizations	Yes
Fraternities and Sororities	Yes
Intramural Sports	
Men	Yes
Women	Yes

Housing:

Guaranteed Housing if Matriculation Fee	Yes
Paid by May 1	
Percentage of Full-time Undergraduates	50%

Living on Campus

Admission Information (2023-2024):

Early Decision	No
Apply by	N/A
Admission Notification by	N/A
Regular Admission	
Apply by	March 1
Admission Notification by	Rolling
Application Fee	\$0
Application Fee Waiver	N/A
Online Application Fee	\$0
Deferred Admission	Yes
Early Admission (after junior year)	Yes
Candidates Reply Date	May 1
Tuition Deposit	\$150

Financial Aid Information:

Director of Financial Aid	Kirsten Crotte
Phone Number	(614) 823-1502
Email	FinancialAid@otterbein.edu
CSS Financial Aid Profile	No
Institutional Financial Aid Form	No
Application Deadline	February 15
Financial Aid Award Announcement	Rolling
Scholarship Website	otterbein.edu/financial-aid/scholarships/

Athletics:

Athletic Division	NCAA III
Athletic Scholarships	No

Learning Disabled Students:

LD Formal Program Available	No
Limited Support Services Only	Yes

Other Information:

Can high school students enroll in CCP at your institution?	Yes
International Baccalaureate	Yes
ASL as foreign language credit	Yes

Cost for Academic Year 2023 - 2024:

Tuition	\$34,424
Room And Board	\$12,768
Required Fees	\$475
Total:	\$47,667
Average grant aid awarded to undergraduates (22-23)	Not provided

Contact Information:

Otterbein University

Mark A. Moffitt, Executive Director of Admission

Phone: (614) 823-1500

Email: uotterb@otterbein.edu Web: otterbein.edu



Admission Information (2023-2024):

Early Decision	N/A
Apply by	N/A
Admission Notification by	N/A
Regular Admission	
Apply by	N/A
Admission Notification by	Rolling
Application Fee	\$0
Application Fee Waiver	N/A
Online Application Fee	\$0
Deferred Admission	N/A
Early Admission (after junior year)	Yes
Candidates Reply Date	N/A
Tuition Deposit	\$0

Financial Aid Information:

Director of Financial Aid	Chad Curley
Phone Number	(740) 245-7278
Email	ccurley@rio.edu
CSS Financial Aid Profile	No
Institutional Financial Aid Form	No
Application Deadline	Rolling
Financial Aid Award Announcement	Rolling
Scholarship Website	rio.edu/affordability-aid/ financial-aid/scholarships

Athletics:

Athletic Division	NAIA
Athletic Scholarships	Yes

Learning Disabled Students:

LD Formal Program Available	Yes
Limited Support Services Only	Yes

Other Information:

Can high school students enroll in CCP at your institution?	Yes
International Baccalaureate	No
ASL as foreign language credit	Yes

Cost for Academic Year 2023 - 2024:

Tuition	\$19,600
Room And Board	\$10,500
Required Fees	\$960
Total:	\$31,060
Average grant aid awarded to undergraduates (22-23)	Not provided

Fall 2022 Enrollment:

Full-time Undergraduates	1,036
Part-time Undergraduates	738
Total Undergraduate Enrollment	1,774
Total Graduate Enrollment	26
Percentage Undergraduate Men	36%
Percentage Undergraduate Women	64%
Percentage Undergraduate Minorities	6%
Average Class Size	10
Student to Faculty Ratio	10:1

Fall 2022 Freshman profile:

Middle 50% ACT Composite	N/A
Middle 50% SAT Reading	N/A
Middle 50% SAT Math	N/A
Average Freshman GPA	3.00
Number in Freshman Class	149
% of Freshman Receiving Aid	97%
Average Financial Aid for Freshmen	\$9,934

Campus Life:

Religious Affiliation	N/A
Campus Setting	Rural:Distant
Academic Calendar	Semester
Minority/Multicultural Programs	Yes
Contact Name, Email	Dean of Students
Student Organizations	Yes
Fraternities and Sororities	Yes
Intramural Sports	
Men	Yes
Women	Yes

Housing:

Guaranteed Housing if Matriculation Fee Paid by May 1	No
Percentage of Full-time Undergraduates Living on Campus	18%

Contact Information:
University of Rio Grande
Kristie French, Director of Admissions
Phone: (740) 245-7208
Email: admissions@rio.edu Web: rio.edu



Fall 2022 Enrollment:

Full-time Undergraduates	1,527
Part-time Undergraduates	812
Total Undergraduate Enrollment	2,339
Total Graduate Enrollment	705
Percentage Undergraduate Men	49%
Percentage Undergraduate Women	51%
Percentage Undergraduate Minorities	32%
Average Class Size	20
Student to Faculty Ratio	19:1

Fall 2022 Freshman profile:

Middle 50% ACT Composite	N/A
Middle 50% SAT Reading	N/A
Middle 50% SAT Math	N/A
Average Freshman GPA	3.03
Number in Freshman Class	496
% of Freshman Receiving Aid	98%
Average Financial Aid for Freshmen	\$25,409

Campus Life:

Religious Affiliation	N/A
Campus Setting	Town:Distant
Academic Calendar	Semester
Minority/Multicultural Programs	Yes
Contact Name, Email	Admissions, admiss@tiffin.edu
Student Organizations	Yes
Fraternities and Sororities	Yes
Intramural Sports	
Men	Yes
Women	Yes

Housing:

Guaranteed Housing if Matriculation Fee	Yes
Paid by May 1	
Percentage of Full-time Undergraduates Living on Campus	78%

Admission Information (2023-2024):

Early Decision	No
Apply by	N/A
Admission Notification by	N/A
Regular Admission	
Apply by	Rolling
Admission Notification by	2 weeks
Application Fee	\$20
Application Fee Waiver	Yes
Online Application Fee	\$0
Deferred Admission	Yes
Early Admission (after junior year)	No
Candidates Reply Date	May 1
Tuition Deposit	\$100

Financial Aid Information:

Director of Financial Aid	Tangi Ritchie
Phone Number	(800) 968-6446 Ext 3580
Email	RitchieT@tiffin.edu
CSS Financial Aid Profile	No
Institutional Financial Aid Form	No
Application Deadline	Rolling
Financial Aid Award Announcement	Rolling
Scholarship Website	

Athletics:

Athletic Division	NCAA II
Athletic Scholarships	Yes

Learning Disabled Students:

LD Formal Program Available	Yes
Limited Support Services Only	No

Other Information:

Can high school students enroll in CCP at your institution?	Yes
International Baccalaureate	Yes
ASL as foreign language credit	No

Cost for Academic Year 2023 - 2024:

Tuition	\$28,620
Room And Board	\$12,470
Required Fees	\$900
Total:	\$41,990
Average grant aid awarded to undergraduates (22-23)	Not provided

Contact Information:

Tiffin University
Tom Alexander, Director of Admissions
Phone: (800) 968-6446
Email: admiss@tiffin.edu Web: tiffin.edu



Fall 2022 Enrollment:

Full-time Undergraduates	163
Part-time Undergraduates	318
Total Undergraduate Enrollment	481
Total Graduate Enrollment	306
Percentage Undergraduate Men	49%
Percentage Undergraduate Women	51%
Percentage Undergraduate Minorities	58%
Average Class Size	7
Student to Faculty Ratio	6:1

Fall 2022 Freshman profile:

Middle 50% ACT Composite	N/A
Middle 50% SAT Reading	N/A
Middle 50% SAT Math	N/A
Average Freshman GPA	N/A
Number in Freshman Class	5
% of Freshman Receiving Aid	100%
Average Financial Aid for Freshmen	\$12,717

Campus Life:

Religious Affiliation	N/A
Campus Setting	City:Large
Academic Calendar	Trimester
Minority/Multicultural Programs	Yes
Contact Name, Email	Office of the Provost
Student Organizations	Yes
Fraternities and Sororities	N/A
Intramural Sports	
Men	No
Women	No

Housing:

Guaranteed Housing if Matriculation Fee	N/A
Paid by May 1	
Percentage of Full-time Undergraduates	
Living on Campus	

Admission Information (2023-2024):

Early Decision	N/A
Apply by	N/A
Admission Notification by	N/A
Regular Admission	
Apply by	Rolling
Admission Notification by	Within 1 month
Application Fee	\$0
Application Fee Waiver	N/A
Online Application Fee	\$0
Deferred Admission	Yes
Early Admission (after junior year)	N/A
Candidates Reply Date	Beginning of term
Tuition Deposit	\$0

Financial Aid Information:

Director of Financial Aid	Jean Pohlman
Phone Number	(513) 861-6400
Email	jean.pohlman@myunion.edu
CSS Financial Aid Profile	Yes
Institutional Financial Aid Form	No
Application Deadline	Rolling
Financial Aid Award Announcement	Rolling
Scholarship Website	

Athletics:

Athletic Division	N/A
Athletic Scholarships	No

Learning Disabled Students:

LD Formal Program Available	No
Limited Support Services Only	Yes

Other Information:

Can high school students enroll in CCP at your institution?	Yes
International Baccalaureate	Yes
ASL as foreign language credit	No

Cost for Academic Year 2023 - 2024:

Tuition	\$16,841
Room And Board	\$0
Required Fees	\$300
Total:	\$17,141
Average grant aid awarded to undergraduates (22-23)	\$3,946

Contact Information:

Union Institute & University
Pheng Yang, Executive Director of Enrollment Services
Phone: (513) 487-1219
Email: kongpheng.yang@myunion.edu Web: myunion.edu

Fall 2022 Enrollment:

Full-time Undergraduates	536
Part-time Undergraduates	89
Total Undergraduate Enrollment	625
Total Graduate Enrollment	325
Percentage Undergraduate Men	8%
Percentage Undergraduate Women	92%
Percentage Undergraduate Minorities	42%
Average Class Size	12
Student to Faculty Ratio	7:1

Fall 2022 Freshman profile:

Middle 50% ACT Composite	20-22
Middle 50% SAT Reading	485-615
Middle 50% SAT Math	490-585
Average Freshman GPA	3.67
Number in Freshman Class	107
% of Freshman Receiving Aid	100%
Average Financial Aid for Freshmen	\$36,352

Campus Life:

Religious Affiliation	Roman Catholic
Campus Setting	Suburb:Large
Academic Calendar	Semester
Minority/Multicultural Programs	Yes
Contact Name, Email	Yolanda King
Student Organizations	Yes
Fraternities and Sororities	No
Intramural Sports	
Men	No
Women	No

Housing:

Guaranteed Housing if Matriculation Fee	Yes
Paid by May 1	
Percentage of Full-time Undergraduates Living on Campus	70%

Admission Information (2023-2024):

Early Decision	No
Apply by	N/A
Admission Notification by	N/A
Regular Admission	
Apply by	March 1
Admission Notification by	Rolling
Application Fee	\$0
Application Fee Waiver	N/A
Online Application Fee	\$0
Deferred Admission	Yes
Early Admission (after junior year)	Yes
Candidates Reply Date	May 1
Tuition Deposit	\$100 commuters, \$200 residents

Financial Aid Information:

Director of Financial Aid	Mary Lynn Perri
Phone Number	(440) 646-8330
Email	mperri@ursuline.edu
CSS Financial Aid Profile	No
Institutional Financial Aid Form	No
Application Deadline	Rolling
Financial Aid Award Announcement	After March 1, Rolling
Scholarship Website	ursuline.edu/cost-aid/scholarships

Athletics:

Athletic Division	NCAA II
Athletic Scholarships	Yes

Learning Disabled Students:

LD Formal Program Available	Yes
Limited Support Services Only	No

Other Information:

Can high school students enroll in CCP at your institution?	No
International Baccalaureate	Yes
ASL as foreign language credit	Yes

Cost for Academic Year 2023 - 2024:

Tuition	\$37,380
Room And Board	\$12,284
Required Fees	\$580
Total:	\$50,244
Average grant aid awarded to undergraduates (22-23)	\$34,166

Contact Information:

Ursuline College

Emily Haggerty, Executive Director of Admission

Phone: (440) 646-8362

Email: admission@ursuline.edu Web: ursuline.edu/admission



Fall 2022 Enrollment:

Full-time Undergraduates	1,343
Part-time Undergraduates	215
Total Undergraduate Enrollment	1,558
Total Graduate Enrollment	751
Percentage Undergraduate Men	47%
Percentage Undergraduate Women	53%
Percentage Undergraduate Minorities	19%
Average Class Size	14
Student to Faculty Ratio	14:1

Fall 2022 Freshman profile:

Middle 50% ACT Composite	20-26
Middle 50% SAT Reading	500-640
Middle 50% SAT Math	530-680
Average Freshman GPA	3.5
Number in Freshman Class	377
% of Freshman Receiving Aid	100%
Average Financial Aid for Freshmen	\$32,452

Campus Life:

Religious Affiliation	Roman Catholic
Campus Setting	Suburb:Large
Academic Calendar	Semester
Minority/Multicultural Programs	Yes
Contact Name, Email	
Student Organizations	Yes
Fraternities and Sororities	No
Intramural Sports	
Men	Yes
Women	Yes

Housing:

Guaranteed Housing if Matriculation Fee Paid by May 1	Yes
Percentage of Full-time Undergraduates Living on Campus	58%

Admission Information (2023-2024):

Early Decision	No
Apply by	N/A
Admission Notification by	N/A
Regular Admission	
Apply by	Rolling
Admission Notification by	Rolling
Application Fee	\$0
Application Fee Waiver	Yes
Online Application Fee	\$0
Deferred Admission	Yes
Early Admission (after junior year)	Rarely
Candidates Reply Date	May 1
Tuition Deposit	\$125

Financial Aid Information:

Director of Financial Aid	Holly VanGilder
Phone Number	(330) 490 -7367
Email	studentservicecenter@walsh.edu
CSS Financial Aid Profile	No
Institutional Financial Aid Form	Yes
Application Deadline	May 1
Financial Aid Award Announcement	Rolling
Scholarship Website	walsh.edu/scholarships-and-grants

Athletics:

Athletic Division	NCAA II
Athletic Scholarships	Yes

Learning Disabled Students:

LD Formal Program Available	No
Limited Support Services Only	Yes

Other Information:

Can high school students enroll in CCP at your institution?	Yes
International Baccalaureate	Yes
ASL as foreign language credit	Yes

Cost for Academic Year 2023 - 2024:

Tuition	\$32,780
Room And Board	\$11,810
Required Fees	\$1,865
Total:	\$46,455
Average grant aid awarded to undergraduates (22-23)	\$25,961 (full-time first-year students)

Contact Information: Walsh University

Rebecca Coneglio, Vice President of Enrollment Management
Phone: (800) 362-9846

Email: admissions@walsh.edu Web: walsh.edu/admissions-and-aid



Fall 2022 Enrollment:

Full-time Undergraduates	410
Part-time Undergraduates	63
Total Undergraduate Enrollment	473
Total Graduate Enrollment	13
Percentage Undergraduate Men	45%
Percentage Undergraduate Women	55%
Percentage Undergraduate Minorities	98%
Average Class Size	10
Student to Faculty Ratio	19:1

Fall 2022 Freshman profile:

Middle 50% ACT Composite	N/A
Middle 50% SAT Reading	N/A
Middle 50% SAT Math	N/A
Average Freshman GPA	2.3
Number in Freshman Class	180
% of Freshman Receiving Aid	100%
Average Financial Aid for Freshmen	\$11,669

Campus Life:

Religious Affiliation	African Methodist Episcopal
Campus Setting	Rural:Fringe
Academic Calendar	Semester
Minority/Multicultural Programs	Yes
Contact Name, Email	Student Activities
Student Organizations	Yes
Fraternities and Sororities	Yes
Intramural Sports	Yes
Men	Yes
Women	Yes

Housing:

Guaranteed Housing if Matriculation Fee	Yes
Paid by May 1	
Percentage of Full-time Undergraduates Living on Campus	91%

Admission Information (2023-2024):

Early Decision	N/A
Apply by	N/A
Admission Notification by	N/A
Regular Admission	
Apply by	April 1
Admission Notification by	Rolling
Application Fee	\$0
Application Fee Waiver	N/A
Online Application Fee	\$0
Deferred Admission	Yes
Early Admission (after junior year)	Rarely
Candidates Reply Date	May 15
Tuition Deposit	\$50

Financial Aid Information:

Director of Financial Aid	D. Dandridge
Phone Number	(937) 708-5727
Email	ecounselor@wilberforce.edu
CSS Financial Aid Profile	Yes
Institutional Financial Aid Form	No
Application Deadline	March 15
Financial Aid Award Announcement	Rolling
Scholarship Website	N/A

Athletics:

Athletic Division	NAIA
Athletic Scholarships	Yes

Learning Disabled Students:

LD Formal Program Available	No
Limited Support Services Only	Yes

Other Information:

Can high school students enroll in CCP at your institution?	Yes
International Baccalaureate	No
ASL as foreign language credit	No

Cost for Academic Year 2023 - 2024:

Tuition	\$12,020
Room And Board	\$7,000
Required Fees	\$1,230
Total:	\$20,250
Average grant aid awarded to undergraduates (22-23)	Not provided

Contact Information:

Wilberforce University

Phone: (937) 708-5500

Email: admission@wilberforce.edu Web: wilberforce.edu/admissions



Fall 2022 Enrollment:

Full-time Undergraduates	970
Part-time Undergraduates	45
Total Undergraduate Enrollment	1,015
Total Graduate Enrollment	31
Percentage Undergraduate Men	45%
Percentage Undergraduate Women	55%
Percentage Undergraduate Minorities	20%
Average Class Size	15
Student to Faculty Ratio	13:1

Fall 2022 Freshman profile:

Middle 50% ACT Composite	16-21
Middle 50% SAT Reading	430-510
Middle 50% SAT Math	420-500
Average Freshman GPA	3.42
Number in Freshman Class	317
% of Freshman Receiving Aid	100%
Average Financial Aid for Freshmen	\$22,940

Campus Life:

Religious Affiliation	Religious Society of Friends
Campus Setting	Town:Distant
Academic Calendar	Semester
Minority/Multicultural Programs	Yes
Contact Name, Email	Sigrid Solomon, sigrid_solomon@wilmington.edu
Student Organizations	Yes
Fraternities and Sororities	Yes
Intramural Sports	
Men	Yes
Women	Yes

Housing:

Guaranteed Housing if Matriculation Fee Paid by May 1	Yes
Percentage of Full-time Undergraduates Living on Campus	65%

Admission Information (2023-2024):

Early Decision	No
Apply by	N/A
Admission Notification by	N/A
Regular Admission	Yes
Apply by	August 1
Admission Notification by	Rolling
Application Fee	\$0
Application Fee Waiver	N/A
Online Application Fee	\$0
Deferred Admission	No
Early Admission (after junior year)	No
Candidates Reply Date	May 1
Tuition Deposit	\$100

Financial Aid Information:

Director of Financial Aid	Cheryl Louallen
Phone Number	(937) 481-2337
Email	cheryl_louallen@wilmington.edu
CSS Financial Aid Profile	No
Institutional Financial Aid Form	No
Application Deadline	Rolling
Financial Aid Award Announcement	Priority
Scholarship Website	wilmington.edu/admission/financial-aid/scholarships-awards/

Athletics:

Athletic Division	NCAA III
Athletic Scholarships	No

Learning Disabled Students:

LD Formal Program Available	No
Limited Support Services Only	Yes

Other Information:

Can high school students enroll in CCP at your institution?	No
International Baccalaureate	No
ASL as foreign language credit	No

Cost for Academic Year 2023 - 2024:

Tuition	\$29,837
Room And Board	\$11,495
Required Fees	\$1,125
Total:	\$42,457
Average grant aid awarded to undergraduates (22-23)	Not provided

Contact Information:

Wilmington College

Adam Lohrey, Director of Admissions

Phone: (937) 481-2260

Email: admission@wilmington.edu Web: wilmington.edu/admission



Fall 2022 Enrollment:	
Full-time Undergraduates	1,217
Part-time Undergraduates	41
Total Undergraduate Enrollment	1,258
Total Graduate Enrollment	41
Percentage Undergraduate Men	48%
Percentage Undergraduate Women	52%
Percentage Undergraduate Minorities	24%
Average Class Size	19
Student to Faculty Ratio	11:01

Fall 2022 Freshman profile:	
Middle 50% ACT Composite	21-28
Middle 50% SAT Reading	535-680
Middle 50% SAT Math	515-690
Average Freshman GPA	3.5
Number in Freshman Class	405
% of Freshman Receiving Aid	100%
Average Financial Aid for Freshmen	\$39,679

Campus Life:	
Religious Affiliation	Evangelical Lutheran Church
Campus Setting	City:Small
Academic Calendar	Semester
Minority/Multicultural Programs	Yes
<i>Contact Name, Email</i>	
Student Organizations	Yes
Fraternities and Sororities	Yes
Intramural Sports	
Men	Yes
Women	Yes

Housing:	
Guaranteed Housing if Matriculation Fee	Yes
Paid by May 1	
Percentage of Full-time Undergraduates	95%
Living on Campus	

Admission Information (2023-2024):

Early Decision	Yes
Apply by	November 1
Admission Notification by	December 15
Regular Admission	
Apply by	Rolling
Admission Notification by	April 1
Application Fee	\$0
Application Fee Waiver	N/A
Online Application Fee	\$0
Deferred Admission	Yes
Early Admission (after junior year)	Yes
Candidates Reply Date	May 1
Tuition Deposit	\$500

Financial Aid Information:

Director of Financial Aid	
Phone Number	
Email	
CSS Financial Aid Profile	No
Institutional Financial Aid Form	No
Application Deadline	March 1
Financial Aid Award Announcement	Rolling
Scholarship Website	

Athletics:

Athletic Division	NCAA III
Athletic Scholarships	No

Learning Disabled Students:

LD Formal Program Available	No
Limited Support Services Only	Yes

Other Information:

Can high school students enroll in CCP at your institution?	Yes
International Baccalaureate	Yes
ASL as foreign language credit	No

Cost for Academic Year 2023 - 2024:

Tuition	\$43,656
Room And Board	\$11,562
Required Fees	\$946
Total:	\$56,164
Average grant aid awarded to undergraduates (22-23)	Not provided

Contact Information:

Wittenberg University

Kelsey Ellis, Director of Admission

Phone: (937) 327-6317

Email: ellisk@wittenberg.edu Web: wittenberg.edu/admission



Fall 2022 Enrollment:

Full-time Undergraduates	1,958
Part-time Undergraduates	9
Total Undergraduate Enrollment	1,967
Total Graduate Enrollment	0
Percentage Undergraduate Men	49%
Percentage Undergraduate Women	51%
Percentage Undergraduate Minorities	29%
Average Class Size	15
Student to Faculty Ratio	11:1

Fall 2022 Freshman profile:

Middle 50% ACT Composite	27-32
Middle 50% SAT Reading	640-720
Middle 50% SAT Math	610-730
Average Freshman GPA	3.73
Number in Freshman Class	578
% of Freshman Receiving Aid	98%
Average Financial Aid for Freshmen	\$45,526

Campus Life:

Religious Affiliation	N/A
Campus Setting	Town:Distant
Academic Calendar	Semester
Minority/Multicultural Programs	Yes
Contact Name, Email	Maud Bulman
Student Organizations	Yes
Fraternities and Sororities	Yes
Intramural Sports	
Men	Yes
Women	Yes

Housing:

Guaranteed Housing if Matriculation Fee	Yes
Paid by May 1	
Percentage of Full-time Undergraduates	98%
Living on Campus	

Admission Information (2023-2024):

Early Decision	Yes
Apply by	Nov. 1 or Jan. 15
Admission Notification by	Nov. 15 or Feb. 1
Regular Admission	Yes
Apply by	February 15
Admission Notification by	April 1
Application Fee	\$0
Application Fee Waiver	N/A
Online Application Fee	\$0
Deferred Admission	Yes
Early Admission (after junior year)	Yes
Candidates Reply Date	May 1
Tuition Deposit	\$400

Financial Aid Information:

Director of Financial Aid	Dana Kennedy
Phone Number	(330) 263-2317
Email	financialaid@wooster.edu
CSS Financial Aid Profile	Optional, Profile or Institutional
Institutional Financial Aid Form	Optional, Profile or Institutional
Application Deadline	February 15
Financial Aid Award Announcement	Rolling
Scholarship Website	wooster.edu/admissions/afford/merit-scholarships/

Athletics:

Athletic Division	NCAA III
Athletic Scholarships	No

Learning Disabled Students:

LD Formal Program Available	No
Limited Support Services Only	Yes

Other Information:

Can high school students enroll in CCP at your institution?	No
International Baccalaureate	Yes
ASL as foreign language credit	No

Cost for Academic Year 2023 - 2024:

Tuition	\$59,050
Room And Board	\$14,000
Required Fees	\$500
Total:	\$73,550
Average grant aid awarded to undergraduates (22-23)	\$41,892

Contact Information:

The College of Wooster

Catherine Finks, Executive Director of Admissions

Phone: (330) 263-2322

Email: admissions@wooster.edu Web: wooster.edu/admissions



Fall 2022 Enrollment:

Full-time Undergraduates	4,613
Part-time Undergraduates	239
Total Undergraduate Enrollment	4,852
Total Graduate Enrollment	1,262
Percentage Undergraduate Men	44%
Percentage Undergraduate Women	56%
Percentage Undergraduate Minorities	24%
Average Class Size	20
Student to Faculty Ratio	11:1

Fall 2022 Freshman profile:

Middle 50% ACT Composite	23-30
Middle 50% SAT Reading	570-660
Middle 50% SAT Math	550-650
Average Freshman GPA	3.72
Number in Freshman Class	1,189
% of Freshman Receiving Aid	100%
Average Financial Aid for Freshmen	\$33,211

Campus Life:

Religious Affiliation	Roman Catholic
Campus Setting	City:Large
Academic Calendar	Semester
Minority/Multicultural Programs	Yes
Contact Name, Email	Sherrae Mack, PhD
Student Organizations	Yes
Fraternities and Sororities	No
Intramural Sports	
Men	Yes
Women	Yes

Housing:

Guaranteed Housing if Matriculation Fee	Yes
Paid by May 1	
Percentage of Full-time Undergraduates	47%
Living on Campus	

Admission Information (2023-2024):

Early Decision	No
Apply by	N/A
Admission Notification by	N/A
Regular Admission	
Apply by	Rolling
Admission Notification by	Within 1 Month of App.
Application Fee	\$0
Application Fee Waiver	N/A
Online Application Fee	\$0
Deferred Admission	Yes
Early Admission (after junior year)	No
Candidates Reply Date	May 1
Tuition Deposit	\$500

Financial Aid Information:

Director of Financial Aid	Adrienne Montgomery
Phone Number	(513) 745-3302
Email	xufinaid@xavier.edu
CSS Financial Aid Profile	No
Institutional Financial Aid Form	No
Application Deadline	February 15
Financial Aid Award Announcement	March 1
Scholarship Website	xavier.edu/undergraduate-admission/ tuition-and-aid/scholarships/index

Athletics:

Athletic Division	NCAA I
Athletic Scholarships	Yes

Learning Disabled Students:

LD Formal Program Available	No
Limited Support Services Only	Yes

Other Information:

Can high school students enroll in CCP at your institution?	No
International Baccalaureate	Yes
ASL as foreign language credit	Yes

Cost for Academic Year 2023 - 2024:

Tuition	\$47,896
Room And Board	\$13,820
Required Fees	\$230
Total:	\$58,820
Average grant aid awarded to undergraduates (22-23)	Not provided

Contact Information:

Xavier University
Lauren Parcell, Director of Admission
Phone: (513) 745-1014

Email: xuadmit@xavier.edu Web: xavier.edu/admission/index/

Degree Programs B=Bachelor A=Associate G=Graduate																										
	Antioch College	Art Academy of Cincinnati	Ashland University	Aultman College of Nursing and Health Sciences	Baldwin Wallace University	Bluffton University	Capital University	Case Western Reserve University	Cedarville University	The Christ College of Nursing and Health Sciences	Cleveland Institute of Art	Columbus College of Art & Design	University of Dayton	Defiance College	Denison University	The University of Findlay	Franciscan University of Steubenville	Franklin University	Good Samaritan College of Nursing and Health Science	Heidelberg University	Hiram College	John Carroll University	Kenyon College	Kettering College	Lake Erie College	Lourdes University
Accounting			BG		BG	B	B	BG	BG				BG	B		BG	AB	ABG		B	B	B			B	AB
Acting					B																					
Advanced Imaging																								B		
Advertising												B													B	
African American Studies															B								B			
Agriculture																										
Allied Health									B																	
American Studies																							B			
Analytics																										
Ancient																										
Anesthesiologist Assistant Studies																										
Animal Studies																B										
Animation	B	B									B	B														
Anthropology	B							BG							B		B						B			
Applied Behavior Analysis													G									G				
Applied Computer Science																B						B				
Applied Mathematics / Mathematical Economics					B								BG		B											
Applied Science in Radiography				A																						
Archaeology																										
Art / Art Design		BG	B			B	B		B		B	BG	B		B	B					B		B		B	AB
Art Education		G	B		B	B	B	BG					B			B										
Art History	B							BG					B		B								B			AB
Art Therapy	B					B	B																			
Arts Management & Entrepreneurship					B																					
Asian/East Asian/ Chinese Studies								B							B								B			
Associate of Science Degree in Health Science																			A							
Astronomy								BG							B											
Astrophysics																										
Athletic Coaching / Coaching and Personnel Development																						B			G	

|--|--|--|--|--|--|--|--|--|--|--|--|--|--|--|--|--|--|--|--|--|--|--|--|--|--|--|--|--|--|--|--|--|--|--|--|--|--|--|--|--|--|--|--|--|--|--|--|--|--|--|--|--|--|--|--|--|--|--|--|--|--|--|--|--|--|--|--|--|--|--|--|--|--|--|--|--|--|--|--|--|--|--|--|--|--|--|--|--|--|--|--|--|--|--|--|--|--|--|--|--|--|--|--|--|--|--|--|--|--|--|--|--|--|--|--|--|--|--|--|--|--|--|--|--|--|--|--|--|--|--|--|--|--|--|--|--|--|--|--|--|--|--|--|--|--|--|--|--|--|--|--|--|--|--|--|--|--|--|--|--|--|--|--|--|--|--|--|--|--|--|--|--|--|--|--|--|--|--|--|--|--|--|--|--|--|--|--|--|--|--|--|--|--|--|--|--|--|--|--|--|--|--|--|--|--|--|--|--|--|--|--|--|--|--|--|--|--|--|--|--|--|--|--|--|--|--|--|--|--|--|--|--|--|--|--|--|--|--|--|--|--|--|--|--|--|--|--|--|--|--|--|--|--|--|--|--|--|--|--|--|--|--|--|--|--|--|--|--|--|--|--|--|--|--|--|--|--|--|--|--|--|--|--|--|--|--|--|--|--|--|--|--|--|--|--|--|--|--|--|--|--|--|--|--|--|--|--|--|--|--|--|--|--|--|--|--|--|--|--|--|--|--|--|--|--|--|--|--|--|--|--|--|--|--|--|--|--|--|--|--|--|--|--|--|--|--|--|--|--|--|--|--|--|--|--|--|--|--|--|--|--|--|--|--|--|--|--|--|--|--|--|--|--|--|--|--|--|--|--|--|--|--|--|--|--|--|--|--|--|--|--|--|--|--|--|--|--|--|--|--|--|--|--|--|--|--|--|--|--|--|--|--|--|--|--|--|--|--|--|--|--|--|--|--|--|--|--|--|--|--|--|--|--|--|--|--|--|--|--|--|--|--|--|--|--|--|--|--|--|--|--|--|--|--|--|--|--|--|--|--|--|--|--|--|--|--|--|--|--|--|--|--|--|--|--|--|--|--|--|--|--|--|--|--|--|--|--|--|--|--|--|--|--|--|--|--|--|--|--|--|--|--|--|--|--|--|--|--|--|--|--|--|--|--|--|--|--|--|--|--|--|--|--|--|--|--|--|--|--|--|--|--|--|--|--|--|--|--|--|--|--|--|--|--|--|--|--|--|--|--|--|--|--|--|--|--|--|--|--|--|--|--|--|--|--|--|--|--|--|--|--|--|--|--|--|--|--|--|--|--|--|--|--|--|--|--|--|--|--|--|--|--|--|--|--|--|--|--|--|--|--|--|--|--|--|--|--|--|--|--|--|--|--|--|--|--|--|--|--|--|--|--|--|--|--|--|--|--|--|--|--|--|--|--|--|--|--|--|--|--|--|--|--|--|--|--|--|--|--|--|--|--|--|--|--|--|--|--|--|--|--|--|--|--|--|--|--|--|--|--|--|--|--|--|--|--|--|--|--|--|--|--|--|--|--|--|--|--|--|--|--|--|--|--|--|--|--|--|--|--|--|--|--|--|--|--|--|--|--|--|--|--|--|--|--|--|--|--|--|--|--|--|--|--|--|--|--|--|--|--|--|--|--|--|--|--|--|--|--|--|--|--|--|--|--|--|--|--|--|--|--|--|--|--|--|--|--|--|--|--|--|--|--|--|--|--|--|--|--|--|--|--|--|--|--|--|--|--|--|--|--|--|--|--|--|--|--|--|--|--|--|--|--|--|--|--|--|--|--|--|--|--|--|--|--|--|--|--|--|--|--|--|--|--|--|--|--|--|--|--|--|--|--|--|--|--|--|--|--|--|--|--|--|--|--|--|--|--|--|--|--|--|--|--|--|--|--|--|--|--|--|--|--|--|--|--|--|--|--|--|--|--|--|--|--|--|--|--|--|--|--|--|--|--|--|--|--|--|--|--|--|--|--|--|--|--|--|--|--|--|--|--|--|--|--|--|--|--|--|--|--|--|--|--|--|--|--|--|--|--|--|--|--|--|--|--|--|--|--|--|--|--|--|--|--|--|--|--|--|--|--|--|--|--|--|--|--|--|--|--|--|--|--|--|--|--|--|--|--|--|--|--|--|--|--|--|--|--|--|--|--|--|--|--|--|--|--|--|--|--|--|--|--|--|--|--|--|--|--|--|--|--|--|--|--|--|--|--|--|--|--|--|--|--|--|--|--|--|--|--|--|--|--|--|--|--|--|--|--|--|--|--|--|--|--|--|--|--|--|--|--|--|--|--|--|--|--|--|--|--|--|--|--|--|--|--|--|--|--|--|--|--|--|--|--|--|--|--|--|--|--|--|--|--|--|--|--|--|--|--|--|--|--|--|--|--|--|--|--|--|--|--|--|--|--|--|--|--|--|--|--|--|--|--|--|--|--|--|--|--|--|--|--|--|--|--|--|--|--|--|--|--|--|--|--|--|--|--|--|--|--|--|--|--|--|--|--|--|--|--|--|--|--|--|--|--|--|--|--|--|--|--|--|--|--|--|--|--|--|--|--|--|--|--|--|--|--|--|--|--|--|--|--|--|--|--|--|--|--|--|--|--|--|--|--|--|--|--|--|--|--|--|--|--|--|--|--|--|--|--|--|--|--|--|--|--|--|--|--|--|--|--|--|--|--|--|--|--|--|--|--|--|--|--|--|--|--|--|--|--|--|--|--|--|--|--|--|--|--|--|--|--|--|--|--|--|--|--|--|--|--|--|--|--|--|--|--|--|--|--|--|--|--|--|--|--|--|--|--|--|--|--|--|--|--|--|--|--|--|--|--|--|--|--|--|--|--|--|--|--|--|--|--|--|--|--|--|--|--|--|--|--|--|--|--|--|--|--|--|--|--|--|--|--|--|--|--|--|--|--|--|--|--|--|--|--|--|--|--|--|--|--|--|--|--|--|--|--|--|--|--|--|--|--|--|--|--|--|--|--|--|--|--|--|--|--|--|--|--|--|--|--|--|--|--|--|--|--|--|--|--|--|--|--|--|--|--|--|--|--|--|--|--|--|--|--|--|--|--|--|--|

Degree Programs B=Bachelor A=Associate G=Graduate																										
	Antioch College	Art Academy of Cincinnati	Ashland University	Aultman College of Nursing and Health Sciences	Baldwin Wallace University	Bluffton University	Capital University	Case Western Reserve University	Cedarville University	The Christ College of Nursing and Health Sciences	Cleveland Institute of Art	Columbus College of Art & Design	University of Dayton	Defiance College	Denison University	The University of Findlay	Franciscan University of Steubenville	Franklin University	Good Samaritan College of Nursing and Health Science	Heidelberg University	Hiram College	John Carroll University	Kenyon College	Kettering College	Lake Erie College	Lourdes University
Athletic Training									G											G						
Athletics Communication						B																				
Auto/Diesel Technology																										
Automotive Management																										
Automotive Technology																										
Behavioral Science															B											
Bible Studies			G			B			BG						B											
Biblical Leadership			G						G																	
Biochemistry / Molecular Biology			B				B	BG	B				B	B	B	B	B			B	B	B	B			
Biology	B		B		B	B	B	BG	B				BG	B	B	B	B			B	B	BG	B		B	B
Biomedical Sciences or Humanities																				B						
Biopsychology																										
Bioscience Technology																										
Botany	B																									
Business Administration			BG		BG	BG	BG	BG	G				G	ABG		AG	ABG	ABG		BG		G			BG	ABG
Business Analytics					G			G	G				BG			BG		G								
Business Education																										
Business Forensics																		B								
Business Information Systems					B	B		B								B										
Business of Health Care					B											G										
Catholic Studies																	G									
Cell and Molecular Biology									B					B								B				
Ceramics		B										B														
Chemical Physics																						B				
Chemistry	B		B		B	B	B	BG	B				BG	B	B	B	B			B	B	B	B		B	
Chemistry Education			B						B																	
Child and Family Studies	B					B																B				
Christian Education			G				B		B				B													
Church Music Ministry						B																				
Cinema	B											B			B								B			

	Malone University	Marietta College	Mercy College of Ohio	Mount Carmel College of Nursing	Mount St. Joseph University	University of Mount Union	Mount Vernon Nazarene University	Muskingum University	University of Northwestern Ohio	Notre Dame College	Oberlin College	Ohio Christian University	Ohio Dominican University	Ohio Northern University	Ohio Wesleyan University	Otterbein University	University of Rio Grande	Tiffin University	Union Institute & University	Ursuline College	Walsh University	Wilberforce University	Wilmington College	Wittenberg University	The College of Wooster	Xavier University	Degree Programs B=Bachelor A=Associate G=Graduate
	G															G					B					G	Athletic Training
								B										B									Athletics Communication
									A																		Auto/Diesel Technology
									AB																		Automotive Management
									AB																		Automotive Technology
				B														BG			B						Behavioral Science
B						B						B															Bible Studies
																											Biblical Leadership
B	B			B	B		B			B	B			B	B	B	B			B	B			B	B		Biochemistry / Molecular Biology
B	B	B		B	B	B	B	B		B	B		B	B	B	B	AB	B		B	B	B	B	B	B	B	Biology
				B										B											B		Biomedical Sciences or Humanities
													B														Biopsychology
																				B							Bioscience Technology
															B												Botany
BG	A						ABG	B	ABG	AB		ABG	ABG	B		BG	AB	BG	G	B	BG		B		B	BG	Business Administration
						G	G									B		B							B		Business Analytics
							B				B																Business Education
																		BG									Business Forensics
	B							G																	BG		Business Information Systems
		BG												B													Business of Health Care
																											Catholic Studies
														B											B		Cell and Molecular Biology
																											Ceramics
																									B		Chemical Physics
B	B			B	B	B	B			B	B		AB	B	B	B	A	B		B	B		B	B	B	B	Chemistry
B													B	B		B									B		Chemistry Education
								B																			Child and Family Studies
							B																				Christian Education
							B					B															Church Music Ministry
											B																Cinema

Degree Programs B=Bachelor A=Associate G=Graduate	Degree Programs																								
	Antioch College	Art Academy of Cincinnati	Ashland University	Aultman College of Nursing and Health Sciences	Baldwin Wallace University	Bluffton University	Capital University	Case Western Reserve University	Cedarville University	The Christ College of Nursing and Health Sciences	Cleveland Institute of Art	Columbus College of Art & Design	University of Dayton	Defiance College	Denison University	The University of Findlay	Franciscan University of Steubenville	Franklin University	Good Samaritan College of Nursing and Health Science	Heidelberg University	Hiram College	John Carroll University	Kenyon College	Kettering College	Lake Erie College
Classics							B							B		B					B	B			
Clinical Laboratory Sciences													B												
Clinical Mental Health Counseling																G									
Clinical Rehabilitation Counseling																									
Cognitive Science	B						BG																		
Communication and Digital Media						B		B					B												
Communication Arts	B	AB				B							B			B									
Communication Sciences and Disorders					B	B	BG																		
Communications / Comm Studies			B		B	B	B		B			BG	B	B			AB		B	B	B			BG	
Communications Management																									
Community Health Promotion					B																				
Computer Information System			B				BG					B			B	B	B								
Computer Science			B		B	B	BG	B				BG	B	B	A	B	ABG		B	B	B	B			B
Conservation Science																									
Construction Management																									
Craft Beverages																									AB
Creative Writing		B	BG		B	B									B					B	B				
Criminal Justice/ Criminology			AB		B	B	B	B				B	AB		B	B	ABG		B	B	B			B	AB
Cross-Disciplinary Studies	B						B							B											
Cultural Studies	B													B											
Cyber Operations								B																	
Cybersecurity			B										B				ABG								
Cybersecurity Analyst					B																				
Cybersecurity Management								G																	
Dance							BG							B								B		B	
Data Analytics			B		B		B									B		G		B					

Malone University	Marietta College	Mercy College of Ohio	Mount Carmel College of Nursing	Mount St. Joseph University	University of Mount Union	Mount Vernon Nazarene University	Muskingum University	University of Northwestern Ohio	Notre Dame College	Oberlin College	Ohio Christian University	Ohio Dominican University	Ohio Northern University	Ohio Wesleyan University	Otterbein University	University of Rio Grande	Tiffin University	Union Institute & University	Ursuline College	Walsh University	Wilberforce University	Wilmington College	Wittenberg University	The College of Wooster	Xavier University	Degree Programs B=Bachelor A=Associate G=Graduate
										B				B										B	B	Classics
B		B											B							B						Clinical Laboratory Sciences
																										Clinical Mental Health Counseling
																					G					Clinical Rehabilitation Counseling
										B																Cognitive Science
				B		AB											B						B	B		Communication and Digital Media
B				B									B				B					B			AB	Communication Arts
						B																		B		Communication Sciences and Disorders
	B			B		AB	B		B				B	B	B	AB	BG			B			B	B	B	Communications / Comm Studies
	B																									Communications Management
																										Community Health Promotion
	B					B		A			AB						B			AB						Computer Information System
B	B			B	B	B	B			B		B	B	B	B	B	B			B	B		B	B	B	Computer Science
							B								B	B										Conservation Science
													B													Construction Management
																										Craft Beverages
B	B									B			B	B	B											Creative Writing
B				B	B	B	B		B		B	B	B		B		BG	B		B		B			ABG	Criminal Justice/ Criminology
	B						B		B			AB		B						B				B		Cross-Disciplinary Studies
						B				B							B	G								Cultural Studies
																										Cyber Operations
									B			B				A	BG	G		B			B			Cybersecurity
																										Cybersecurity Analyst
																										Cybersecurity Management
										B														B		Dance
B						BG					B		B	B			BG			B				B		Data Analytics

Degree Programs B=Bachelor A=Associate G=Graduate	Degree Programs																									
	Antioch College	Art Academy of Cincinnati	Ashland University	Aultman College of Nursing and Health Sciences	Baldwin Wallace University	Bluffton University	Capital University	Case Western Reserve University	Cedarville University	The Christ College of Nursing and Health Sciences	Cleveland Institute of Art	Columbus College of Art & Design	University of Dayton	Defiance College	Denison University	The University of Findlay	Franciscan University of Steubenville	Franklin University	Good Samaritan College of Nursing and Health Science	Heidelberg University	Hiram College	John Carroll University	Kenyon College	Kettering College	Lake Erie College	Lourdes University
Data Science					B			B														B				
Data Science and Analytics								B																		
Diagnostic Medical Sonography										A						AB										
Dietetics			B			BG		BG					BG													
Digital & Media Studies	B	B	B			B	B																		B	B
Digital Forensics																										
Digital Marketing					B		B														B	G				
Digital Media Design		B			B		B		B			B														
Divinity/Ministry			G				BG		G				G													
Drama/Theatre							B	BG	B				B		B		B			B			B		B	
Drawing	B	B									B															
Earth Science	B							BG																		
Ecology	B													B												
Economic Management																										
Economics / Applied Economics	B		B		B	B	B	B	B				B	B	B	B	B					B	B			
Education			BG			BG			B					BG	B	G						B			B	
Education - Adolescence License			BG			B	B	BG	B				BG	B			B			B		BG			B	B
Education - Early Childhood			BG		B	B	B		B				BG	B	B		B				BG				B	B
Education - Early Childhood License			BG			B	B		B				BG	B			B			B	B	BG			B	B
Education - Elementary / Inclusive Elementary																										
Education - Integrated Language Arts			B			B			B					B		B					B				B	
Education - Integrated Mathematics			B			B			B					B		B									B	
Education - Integrated Science			B						B					B		BG					B					
Education - Integrated Social Studies			B			B			B					B		B					B				B	

Malone University	Marietta College	Mercy College of Ohio	Mount Carmel College of Nursing	Mount St. Joseph University	University of Mount Union	Mount Vernon Nazarene University	Muskingum University	University of Northwestern Ohio	Notre Dame College	Oberlin College	Ohio Christian University	Ohio Dominican University	Ohio Northern University	Ohio Wesleyan University	Otterbein University	University of Rio Grande	Tiffin University	Union Institute & University	Ursuline College	Walsh University	Wilberforce University	Wilmington College	Wittenberg University	The College of Wooster	Xavier University	Degree Programs B=Bachelor A=Associate G=Graduate
										B		B											B	B	B	Data Science
					B																			B		Data Science and Analytics
																AB										Diagnostic Medical Sonography
																		G	B							Dietetics
B						AB							B				B							B	B	Digital & Media Studies
								A									B									Digital Forensics
					B						G						B									Digital Marketing
							B	A									B									Digital Media Design
						BG					BG															Divinity/Ministry
	B						B		B	B			B	B	B							B	B	B	B	Drama/Theatre
																										Drawing
							B																B	B		Earth Science
									B																	Ecology
																								B		Economic Management
	B			B			B			B		B		B	B							B	B	B	B	Economics / Applied Economics
	B					BG	BG		B		G	B	B	B			BG	G	G			B	BG	B		Education
	B			BG	B	BG	B		B		B	B	B	B			B		G	B		B		B		Education - Adolescence License
B	B			BG	B	BG	B		B		AB	B	B		B	B		B	G	B		B		B	A	Education - Early Childhood
B	B			BG	B	B	BG		B		B	B	B		B	A			G	B		B		B		Education - Early Childhood License
														B												Education - Elementary / Inclusive Elementary
	B			B		B	B		B		B	B	B		B	B	B		G	B		B		B		Education - Integrated Language Arts
	B			B		B	B		B		B	B	B		B	B			G	B		B		B		Education - Integrated Mathematics
	B			B		B	B		B			B	B		B		B		G	B		B				Education - Integrated Science
	B			B		B	B		B		B	B	B		B	B	B		G	B		B		B		Education - Integrated Social Studies

Degree Programs B=Bachelor A=Associate G=Graduate	Antioch College	Art Academy of Cincinnati	Ashland University	Aultman College of Nursing and Health Sciences	Baldwin Wallace University	Bluffton University	Capital University	Case Western Reserve University	Cedarville University	The Christ College of Nursing and Health Sciences	Cleveland Institute of Art	Columbus College of Art & Design	University of Dayton	Defiance College	Denison University	The University of Findlay	Franciscan University of Steubenville	Franklin University	Good Samaritan College of Nursing and Health Science	Heidelberg University	Hiram College	John Carroll University	Kenyon College	Kettering College	Lake Erie College	Lourdes University
Education - Intervention Specialist			BG		BG	BG	B		B				BG	BG			B	B		B					B	G
Education - Middle Childhood			BG		B	B	B		B				BG	B		B	B	B		B		BG				B
Education - Middle Childhood License			BG			B	B		B				BG	B			B				B	BG				B
Education - Middle-age License			BG			B	B							B												
Education - Multi-age																										
Education - Special						B			B					B											BG	BG
Education - Young Adult			BG		B	B	B						BG	B			B	B		B		BG			B	B
Education / Educational Studies						B	BG														B				G	
Education Leadership			G		G	G							G	G		G		G				G				G
Educational Administration			G				G						G	G		G										G
Educational Technology			G		G											G										
Electro-Optics													G													
Electronic Media (Radio/TV)	B		B				B																			
Emergency Management																										
Emergency Management & Homeland Security																										
Energy Management																										
Engineering - Aerospace								BG					G													
Engineering - Biomedical								BG					G													
Engineering - Chemical								BG					BG													
Engineering - Civil						B		BG	B				BG													
Engineering - Computer								BG	B				BG													
Engineering - Electrical								BG	B				BG													
Engineering - Environmental																										

Malone University	Marietta College	Mercy College of Ohio	Mount Carmel College of Nursing	Mount St. Joseph University	University of Mount Union	Mount Vernon Nazarene University	Muskingum University	University of Northwestern Ohio	Notre Dame College	Oberlin College	Ohio Christian University	Ohio Dominican University	Ohio Northern University	Ohio Wesleyan University	Otterbein University	University of Rio Grande	Tiffin University	Union Institute & University	Ursuline College	Walsh University	Wilberforce University	Wilmington College	Wittenberg University	The College of Wooster	Xavier University	Degree Programs B=Bachelor A=Associate G=Graduate
B	B			BG	B	BG	BG		BG		B	B			BG	B			G	B		B				Education - Intervention Specialist
B	B			BG	B	B	B		B		B	B	B	B	BG	B			G	B		B			B	Education - Middle Childhood
B	B			BG	B	BG	BG		B		B	B	B	B	B				G	B		B				Education - Middle Childhood License
	B			BG	B	BG	B				B	B	B				B		G	B						Education - Middle-age License
														B												Education - Multi-age
	B			BG			B				G			B	BG				G	B		B			BG	Education - Special
	B			BG		B	B		B		B	B	B	B	B	B	BG		G	B		B		B		Education - Young Adult
B	B			B		B					G	B	B	B	B		B	G		BG		B	B	B		Education / Educational Studies
				G	G				G			G			G			G	G	G			G			Education Leadership
					G				G			G					G		G					G		Educational Administration
													B				G									Educational Technology
																										Electro-Optics
	B					B	B								B		BG									Electronic Media (Radio/TV)
									B		B							B								Emergency Management
						B			G		B						BG	B								Emergency Management & Homeland Security
	B																									Energy Management
																										Engineering - Aerospace
					B																					Engineering - Biomedical
																				B						Engineering - Chemical
					B								B													Engineering - Civil
					B	B							B							B	B					Engineering - Computer
						B							B								B					Engineering - Electrical
	B																									Engineering - Environmental

Degree Programs B=Bachelor A=Associate G=Graduate	Antioch College	Art Academy of Cincinnati	Ashland University	Aultman College of Nursing and Health Sciences	Baldwin Wallace University	Bluffton University	Capital University	Case Western Reserve University	Cedarville University	The Christ College of Nursing and Health Sciences	Cleveland Institute of Art	Columbus College of Art & Design	University of Dayton	Defiance College	Denison University	The University of Findlay	Franciscan University of Steubenville	Franklin University	Good Samaritan College of Nursing and Health Science	Heidelberg University	Hiram College	John Carroll University	Kenyon College	Kettering College	Lake Erie College	Lourdes University
Engineering - Industrial			B																							
Engineering - Mechanical								BG	B				BG				B									
Engineering - Petroleum																										
Engineering - Physics								B					G								B					
Engineering - Systems			B					BG					G													
Engineering 3+2							B	B					B				B				B	B				
Engineering Education																										
Engineering Management								G					G													
Engineering Mechanics													G													
Engineering Science					B											B										
Engineering Technology													B				B									
Engineering Technology - Electronic & Computer													B													
Engineering Technology - Industrial													B													
Engineering Technology - Mechanical													B													
English	B		B		B	B	B	BG	B				BG	B	B		B			B	B	B	B		B	AB
English (Teaching/ Licensure)					B	B	BG																			
English Integrated Language Arts					B	B																				
Enterprise Risk Analytics					B																					
Entrepreneurship			BG										B	B								G			B	
Entrepreneurship / Innovation and Entrepreneurship			BG					BG	G				B	B								G				
Environmental Biology	B												B				B									
Environmental Chemistry																										

Malone University	Marietta College	Mercy College of Ohio	Mount Carmel College of Nursing	Mount St. Joseph University	University of Mount Union	Mount Vernon Nazarene University	Muskingum University	University of Northwestern Ohio	Notre Dame College	Oberlin College	Ohio Christian University	Ohio Dominican University	Ohio Northern University	Ohio Wesleyan University	Otterbein University	University of Rio Grande	Tiffin University	Union Institute & University	Ursuline College	Walsh University	Wilberforce University	Wilmington College	Wittenberg University	The College of Wooster	Xavier University	Degree Programs B=Bachelor A=Associate G=Graduate
																										Engineering - Industrial
					B	B							B		B											Engineering - Mechanical
	B																									Engineering - Petroleum
															B										B	Engineering - Physics
															B											Engineering - Systems
										B		B		B					B	B				B		Engineering 3+2
													B													Engineering Education
																										Engineering Management
																										Engineering Mechanics
							B		B																	Engineering Science
																										Engineering Technology
																										Engineering Technology - Electronic & Computer
																										Engineering Technology - Industrial
																										Engineering Technology - Mechanical
B	B			B	B	B	B		B	B	B	BG	B	B	B	A			B		B	B	B	B	AB	English
	B					B	B		B		B	B		B	B		B			B				B	G	English (Teaching/ Licensure)
	B					B	B		B			B	B		B											English Integrated Language Arts
																										Enterprise Risk Analytics
	B								B								B								B	Entrepreneurship
	B								B								B								G	Entrepreneurship / Innovation and Entrepreneurship
	B					B							B													Environmental Biology
															B											Environmental Chemistry

Degree Programs B=Bachelor A=Associate G=Graduate																				
	Antioch College	Art Academy of Cincinnati	Ashland University	Aultman College of Nursing and Health Sciences	Baldwin Wallace University	Bluffton University	Capital University	Case Western Reserve University	Cedarville University	The Christ College of Nursing and Health Sciences	Cleveland Institute of Art	Columbus College of Art & Design	University of Dayton	Defiance College	Denison University	The University of Findlay	Franciscan University of Steubenville	Franklin University	Good Samaritan College of Nursing and Health Science	Heidelberg University
Environmental Geology								B					B							
Environmental Science	B		B		B		B		B					B	B				B	
Environmental Studies	B							B						B	B	BG				B
Equestrian Studies																AB				
Equine Business Management																				
Esports and Gaming																			B	
Exercise Science / Exercise Physiology			BG		BG	B	B		B					B		B			B	B
Family Nurse Practitioner								G	G								G			
Fashion Design												B								
Fashion Merchandising			B																	
Film Studies	B				B							B					B			
Finance			BG		B			BG	B				BG	B	B	B	B	AB		B
Financial Economics							B													
Financial Mathematics													G							
Financial Planning																	B			B
Fine Arts	B	B	B								B	BG	B		B					
Fitness/Nutrition						B	B	BG												
Foreign Language - Arabic															B					B
Foreign Language - Chinese									B						B					B
Foreign Language - French							B	BG					B		B		B			B
Foreign Language - German					B			B					B		B		B			B
Foreign Language - Hebrew																				B
Foreign Language - Italian																			B	B
Foreign Language - Japanese															B					B
Foreign Language - Russian																				B
Foreign Language - Spanish					B	B	B	B	B				B		B		B			B

Malone University	Marietta College	Mercy College of Ohio	Mount Carmel College of Nursing	Mount St. Joseph University	University of Mount Union	Mount Vernon Nazarene University	Muskingum University	University of Northwestern Ohio	Notre Dame College	Oberlin College	Ohio Christian University	Ohio Dominican University	Ohio Northern University	Ohio Wesleyan University	Otterbein University	University of Rio Grande	Tiffin University	Union Institute & University	Ursuline College	Walsh University	Wilberforce University	Wilmington College	Wittenberg University	The College of Wooster	Xavier University	Degree Programs B=Bachelor A=Associate G=Graduate
	B																						B		Environmental Geology	
	B				B		B					B	B	B	B	AB							B	B	B	Environmental Science
B	B									B			B	B										B		Environmental Studies
															B											Equestrian Studies
																						B				Equine Business Management
																	B									Esports and Gaming
B				B	B	B	B		B			B	B	B	B	AB	B		B	B		B	B		B	Exercise Science / Exercise Physiology
															G				G					G		Family Nurse Practitioner
																			B							Fashion Design
																			B							Fashion Merchandising
										B				B			G							B	B	Film Studies
B	B				B	BG			B			B	B	B	B		BG			B			B	B	BG	Finance
				B																				B		Financial Economics
																										Financial Mathematics
						B																				Financial Planning
				B									B	B		B							B		B	Fine Arts
														B			B		B							Fitness/Nutrition
																										Foreign Language - Arabic
										B														B		Foreign Language - Chinese
					B					B				B										B	AB	Foreign Language - French
										B													B	B	AB	Foreign Language - German
										B																Foreign Language - Hebrew
										B																Foreign Language - Italian
					B					B																Foreign Language - Japanese
										B														B		Foreign Language - Russian
	B				B		B			B			B	B	B							B	B	B	AB	Foreign Language - Spanish

Degree Programs B=Bachelor A=Associate G=Graduate																				
	Antioch College	Art Academy of Cincinnati	Ashland University	Aultman College of Nursing and Health Sciences	Baldwin Wallace University	Bluffton University	Capital University	Case Western Reserve University	Cedarville University	The Christ College of Nursing and Health Sciences	Cleveland Institute of Art	Columbus College of Art & Design	University of Dayton	Defiance College	Denison University	The University of Findlay	Franciscan University of Steubenville	Franklin University	Good Samaritan College of Nursing and Health Science	Heidelberg University
Foreign Language Education									B				B							
Forensic Accounting														B			AB			B
Forensic Biology			B													B				
Forensic Sciences			B						B					B		B				
Forensic Studies														B						
French Studies					B			B												
Game Design										B	B			B						
Gender	B														B				B	B
General Studies	B		A				B			A			B	B		A	A			
Genetics								G												
Geography																				
Geology								BG	B				B		B					
German Studies								B										B		
Gerontology								B												
Global Leadership and Change																				
Global Studies																				
Government & National Security / National Security					B															
Graphic Design		AB	B			B				B	B	B	B	B		B				B
Health & Fitness						B								B	B					
Health Administration									G	B										
Health Care Management					G	B		G		B						B		BG		B
Health Education															B			B		
Health Information Management																G		B		G
Health Science				A									B		B			A	AB	B
Healthcare Information Technology																		G		
High Performance Technology																				
Higher Education and Student Affairs													G							
Hispanic Studies																			B	B

Malone University	Marietta College	Mercy College of Ohio	Mount Carmel College of Nursing	Mount St. Joseph University	University of Mount Union	Mount Vernon Nazarene University	Muskingum University	University of Northwestern Ohio	Notre Dame College	Oberlin College	Ohio Christian University	Ohio Dominican University	Ohio Northern University	Ohio Wesleyan University	Otterbein University	University of Rio Grande	Tiffin University	Union Institute & University	Ursuline College	Walsh University	Wilberforce University	Wilmington College	Wittenberg University	The College of Wooster	Xavier University	Degree Programs B=Bachelor A=Associate G=Graduate
																							B		Foreign Language Education	
								B					G				B									Forensic Accounting
													B													Forensic Biology
																	BG							G		Forensic Sciences
																	BG									Forensic Studies
																							B			French Studies
																				B						Game Design
										B			B	B									B	B		Gender
A	B					A		AB	A	B	B					A				B				B		General Studies
														B												Genetics
														B												Geography
	B						B			B													B			Geology
										B													B			German Studies
																										Gerontology
															B		G									Global Leadership and Change
							B																			Global Studies
					B				G								B									Government & National Security / National Security
	B			B		B		A	B			B	B		B					B				B		Graphic Design
							B						B	BG			B	G								Health & Fitness
		BG					B		B						G		B			B	B			BG		Health Administration
		BG				BG		B	B				B		G	B	BG	G		G						Health Care Management
						B												G								Health Education
																								G		Health Information Management
	B	A				B											B	BG								Health Science
		A						A																		Healthcare Information Technology
								A																		High Performance Technology
																	G									Higher Education and Student Affairs
									B																	Hispanic Studies

Degree Programs B=Bachelor A=Associate G=Graduate	Antioch College	Art Academy of Cincinnati	Ashland University	Aultman College of Nursing and Health Sciences	Baldwin Wallace University	Bluffton University	Capital University	Case Western Reserve University	Cedarville University	The Christ College of Nursing and Health Sciences	Cleveland Institute of Art	Columbus College of Art & Design	University of Dayton	Defiance College	Denison University	The University of Findlay	Franciscan University of Steubenville	Franklin University	Good Samaritan College of Nursing and Health Science	Heidelberg University	Hiram College	John Carroll University	Kenyon College	Kettering College	Lake Erie College	Lourdes University
Historic Preservation																										
History	B		BG		B	B	B	BG	B				B	B	B	B	B			B	B	B	B		B	AB
History, Applied					B																					
History Education																										
History Integrated Social Studies			B		B	B								B												
Hospitality and Tourism Management					B																					
Human Development																	B									
Human Development / Human Development and Family Science																G										
Human Resource Management					BG	B												BG		B		B			B	B
Human Rights Studies	B												B													
Humanities															B		B									
HVAC																										
Hybrid Electric Vehicle Technology																										
Illustration		B									B	B														
Industrial Automation																										
Industrial Design									B		B	B														
Information Security																B										
Information Systems/Technology			B			B		G	B				B					ABG							BG	
Innovation and Entrepreneurship	B							BG	G													G				
Instructional Design & Performance Technology																		G								
Insurance and Risk Management						B																				
Integrated Language Art Education			B			B	B		B					B												
Integrated Mathematics Education			B			B	B		B					B												
Integrated Media						B																				

Malone University	Marietta College	Mercy College of Ohio	Mount Carmel College of Nursing	Mount St. Joseph University	University of Mount Union	Mount Vernon Nazarene University	Muskingum University	University of Northwestern Ohio	Notre Dame College	Oberlin College	Ohio Christian University	Ohio Dominican University	Ohio Northern University	Ohio Wesleyan University	Otterbein University	University of Rio Grande	Tiffin University	Union Institute & University	Ursuline College	Walsh University	Wilberforce University	Wilmington College	Wittenberg University	The College of Wooster	Xavier University	Degree Programs B=Bachelor A=Associate G=Graduate
																			G							Historic Preservation
B	B			B	B	B	B		B	B	B	B	B	B	B	AB	B	G	B			B	B	B	AB	History
																										History, Applied
													B													History Education
	B					B	B		B			B														History Integrated Social Studies
B								A																		Hospitality and Tourism Management
																										Human Development
					B																					Human Development / Human Development and Family Science
					B	BG		A	B								BG			B						Human Resource Management
														B												Human Rights Studies
	A						B										G	G	B	B				B		Humanities
								A																		HVAC
								A																		Hybrid Electric Vehicle Technology
																										Illustration
																A										Industrial Automation
																										Industrial Design
								A									B			B						Information Security
	B					B		A			B	B				A	B			B			B			Information Systems/Technology
																								G		Innovation and Entrepreneurship
					G												B									Instructional Design & Performance Technology
					B							B														Insurance and Risk Management
B	B					B	B		B			B	B			B								B		Integrated Language Art Education
	B					B	B		B			B	B			B								B		Integrated Mathematics Education
					B																					Integrated Media

Degree Programs B=Bachelor A=Associate G=Graduate																				
	Antioch College	Art Academy of Cincinnati	Ashland University	Aultman College of Nursing and Health Sciences	Baldwin Wallace University	Bluffton University	Capital University	Case Western Reserve University	Cedarville University	The Christ College of Nursing and Health Sciences	Cleveland Institute of Art	Columbus College of Art & Design	University of Dayton	Defiance College	Denison University	The University of Findlay	Franciscan University of Steubenville	Franklin University	Good Samaritan College of Nursing and Health Science	Heidelberg University
Integrated Science Education			B				B		B					B						
Integrated Social Studies Education			B			B	B		B					B						
Interactive Media							B					B					B			
Interdisciplinary Educational Studies													G							
Interdisciplinary Studies	B		B			B	B						G	AB					G	B
Intergenerational Studies																				
Interior Design											B	B								
International Affairs and Diplomacy																				
International Business			BG		B	B							B		B	B	B			B
International Studies			B		B		B	B	B				B		B	B			B	B
International Theatre Production																				
Italian Studies																			B	B
Japanese Studies								B								B				
Jewish Studies																				
Journalism/Broadcasting			B			B	B		B				B		B	B	B			
Justice Administration																				
Keyboard Pedagogy						B	B		B											
Latin American Studies															B					
Law								G					G							
Law 3+2																				
Law Enforcement																				
Leadership			G						G										B	G
Legal Assisting																				
Legal Studies							G	G					G							
Liberal Arts/Studies						B	B		B						B				B	AG
Life Science (2nd major only)					B															
Life Science Education									B					B					B	

Malone University	Marietta College	Mercy College of Ohio	Mount Carmel College of Nursing	Mount St. Joseph University	University of Mount Union	Mount Vernon Nazarene University	Muskingum University	University of Northwestern Ohio	Notre Dame College	Oberlin College	Ohio Christian University	Ohio Dominican University	Ohio Northern University	Ohio Wesleyan University	Otterbein University	University of Rio Grande	Tiffin University	Union Institute & University	Ursuline College	Walsh University	Wilberforce University	Wilmington College	Wittenberg University	The College of Wooster	Xavier University	Degree Programs B=Bachelor A=Associate G=Graduate
	B					B	B		B			B	B	B												Integrated Science Education
B	B					B	B		B			B	B			B								B		Integrated Social Studies Education
																										Interactive Media
	B																									Interdisciplinary Educational Studies
							B		B	B	AB			B				G	B	B						Interdisciplinary Studies
																								B		Intergenerational Studies
																										Interior Design
					B					B														B		International Affairs and Diplomacy
	B								B					B	B		BG						B	B	BG	International Business
B										B				B									B	B	B	International Studies
													B													International Theatre Production
																										Italian Studies
										B																Japanese Studies
										B																Jewish Studies
	B					B	B			B					B		B									Journalism/Broadcasting
																	BG									Justice Administration
																										Keyboard Pedagogy
										B				B	B											Latin American Studies
										B			G													Law
				B								B							B							Law 3+2
																	AB									Law Enforcement
	B			G		B					G						G	G								Leadership
								A																		Legal Assisting
									B											B						Legal Studies
B				B					A							B				A				AB		Liberal Arts/Studies
																										Life Science (2nd major only)
B												B	B		B											Life Science Education

Degree Programs B=Bachelor A=Associate G=Graduate	Antioch College	Art Academy of Cincinnati	Ashland University	Aultman College of Nursing and Health Sciences	Baldwin Wallace University	Bluffton University	Capital University	Case Western Reserve University	Cedarville University	The Christ College of Nursing and Health Sciences	Cleveland Institute of Art	Columbus College of Art & Design	University of Dayton	Defiance College	Denison University	The University of Findlay	Franciscan University of Steubenville	Franklin University	Good Samaritan College of Nursing and Health Science	Heidelberg University	Hiram College	John Carroll University	Kenyon College	Kettering College	Lake Erie College	Lourdes University
Life Sciences Illustration										B																
Linguistics									B																	
Literacy					G								G													
Literature	B						B								B	B	B					B				
Logistics Management/ Supply Chain Management						B		G													B					
Management			BG		G	B	B	BG	B				B	B		B	B	B		B	B	B				
Management Economics																										
Management & Innovation					B			BG																		
Management Info. System			BG			B		B					B													
Management Science													G													
Manufacturing Technology																										
Marketing			BG		B	B	B	B	B				B	B			B	BG		B	B	B			B	B
Mass Media Communications																										
Materials Engineering								BG					G													
Materials Science								BG																		
Mathematics			B		B	B	B	BG	B				B	B	B	B	B					B	B		B	
Mathematics Teaching					G	B										G						B				
Media Production	B		B		B	B	B																			
Medical Assisting										A																
Medical Sonography										A														B		
Medical Technology																B										
Medicinal - Pharmaceutical Chemistry													B													
Medicinal Chemistry													B													
Medieval Studies																										
Mental Health & Human Services													G							G		BG				
Microbiology	B							G						B	B											
Middle Eastern & North African Studies																										

Malone University	Marietta College	Mercy College of Ohio	Mount Carmel College of Nursing	Mount St. Joseph University	University of Mount Union	Mount Vernon Nazarene University	Muskingum University	University of Northwestern Ohio	Notre Dame College	Oberlin College	Ohio Christian University	Ohio Dominican University	Ohio Northern University	Ohio Wesleyan University	Otterbein University	University of Rio Grande	Tiffin University	Union Institute & University	Ursuline College	Walsh University	Wilberforce University	Wilmington College	Wittenberg University	The College of Wooster	Xavier University	Degree Programs B=Bachelor A=Associate G=Graduate
																										Life Sciences Illustration
										B																Linguistics
									G																	Literacy
										B			B	B	B			G						B		Literature
	B					G		A																G		Logistics Management/ Supply Chain Management
B	B			BG	B	BG			AB				B	B	B		BG	B		AB	B		B		B	Management
														B												Management Economics
					G																					Management & Innovation
									B								B									Management Info. System
																										Management Science
													B													Manufacturing Technology
B	B			B	B	B	B	AB	B				B	B	B		BG			AB	B		B		BG	Marketing
	B																				B					Mass Media Communications
																										Materials Engineering
																										Materials Science
B	B				B	B	B		B	B		B	B	B	BG	AB	B		B			B	B	B	B	Mathematics
	B					B							B											B		Mathematics Teaching
							B																			Media Production
								A								A										Medical Assisting
																AB										Medical Sonography
								A					B													Medical Technology
																										Medicinal - Pharmaceutical Chemistry
																										Medicinal Chemistry
														B												Medieval Studies
G																	B	G		B				G		Mental Health & Human Services
													B										B			Microbiology
										B																Middle Eastern & North African Studies

Degree Programs B=Bachelor A=Associate G=Graduate																				
	Antioch College	Art Academy of Cincinnati	Ashland University	Aultman College of Nursing and Health Sciences	Baldwin Wallace University	Bluffton University	Capital University	Case Western Reserve University	Cedarville University	The Christ College of Nursing and Health Sciences	Cleveland Institute of Art	Columbus College of Art & Design	University of Dayton	Defiance College	Denison University	The University of Findlay	Franciscan University of Steubenville	Franklin University	Good Samaritan College of Nursing and Health Science	Heidelberg University
Ministry						B			G											
Molecular and Cellular Biology	B							G	B					B	B				B	B
Motorsports Marketing																				
Multimedia Technology																	B		B	
Music			B		B	B	B	BG	B				B		B				B	
Music Composition					B		B		B				B							
Music Education			B		B	B	BG	BG	B				B						B	
Music History and Literature					B															
Music Industry					B		B													
Music Performance					B	B	B		B				B		B					
Music Production							B								B					
Music Theory					B										B					
Music Therapy					B								BG							
Musical Theatre					B														B	
Natural Science								B							B		A			A
Network & Systems Administration																				
Neuroscience					B			BG							B				B	B
Nonprofit Administration																			G	
Nuclear Medicine Technology																AB				A
Nurse Anesthetist																				
Nursing			BG	AB	B	B	BG	BG	BG	B			B	B		B	BG	BG	AB	B
Nursing Education							G		G											
Nursing Leadership								G	G											G
Nursing: BSN to DPN									G											
Nursing: MSN to DNP									G											
Occupational Health Therapy																G				G
Operations & Supply Chain Management			BG					G	G				B			B		B		B
Organizational Leadership			B		B	B		G						B					B	
Organizational Studies														B						G

Malone University	Marietta College	Mercy College of Ohio	Mount Carmel College of Nursing	Mount St. Joseph University	University of Mount Union	Mount Vernon Nazarene University	Muskingum University	University of Northwestern Ohio	Notre Dame College	Oberlin College	Ohio Christian University	Ohio Dominican University	Ohio Northern University	Ohio Wesleyan University	Otterbein University	University of Rio Grande	Tiffin University	Union Institute & University	Ursuline College	Walsh University	Wilberforce University	Wilmington College	Wittenberg University	The College of Wooster	Xavier University	Degree Programs B=Bachelor A=Associate G=Graduate
B						BG					BG															Ministry
							B						B										B			Molecular and Cellular Biology
								B																		Motorsports Marketing
								A																		Multimedia Technology
B	B			B	B	AB	B		B	BG	B		B	B	B		B				B		B	B	B	Music
																							B			Music Composition
B	B			B	B	B	B			BG	B		B	B	B							B	B	B		Music Education
																										Music History and Literature
																	B									Music Industry
	B					B	B			BG					B		B						B			Music Performance
																	B									Music Production
																							B			Music Theory
	B																						B			Music Therapy
	B												B		B									B		Musical Theatre
																										Natural Science
						B		A									B									Network & Systems Administration
	B				B		B			B			B	B		B							B			Neuroscience
																	G									Nonprofit Administration
																										Nuclear Medicine Technology
																			G							Nurse Anesthetist
BG		ABG	BG	BG	B	B	B		BG				B		BG	AB	B		BG	BG			B		BG	Nursing
		G		G		G			G											G				G		Nursing Education
		G		G											G				G					G		Nursing Leadership
																										Nursing: BSN to DPN
																										Nursing: MSN to DNP
							G													BG		G		G		Occupational Health Therapy
	B																B			B				G		Operations & Supply Chain Management
	B			BG		G												G		B		BG		B		Organizational Leadership
	B																									Organizational Studies

Degree Programs B=Bachelor A=Associate G=Graduate																										
	Antioch College	Art Academy of Cincinnati	Ashland University	Aultman College of Nursing and Health Sciences	Baldwin Wallace University	Bluffton University	Capital University	Case Western Reserve University	Cedarville University	The Christ College of Nursing and Health Sciences	Cleveland Institute of Art	Columbus College of Art & Design	University of Dayton	Defiance College	Denison University	The University of Findlay	Franciscan University of Steubenville	Franklin University	Good Samaritan College of Nursing and Health Science	Heidelberg University	Hiram College	John Carroll University	Kenyon College	Kettering College	Lake Erie College	Lourdes University
Organizational Studies / Communication																B										
Painting		B									B	B														
Paralegal							G																			
Peace, Justice and Human Rights	B					B																B				
Pediatric Nurse Practitioner									G																	
Performing Arts																					B					
Petroleum Geology																										
Pharmacy									BG								BG									
Pharmaceutical & Biomedical Sciences																										
Philosophy	B		B		B		B	B					B		B	B	ABG					B	B			
Photography		B				B					B	B	B													
Physical Activity and Recreation Administration					B																					
Physical Education						B										B										
Physical Science									B				B													
Physical Science Education						B			B																	
Physical Therapy						B							G			G										
Physician Assistant					G			G	G				G			G								G	G	
Physics	B		B		B	B		BG	B				B		B						B	B	B			
Physics Education									B																	
Physics - Interdisciplinary																						B				
Physics-Computer Science													B													
Political Science	B		B		B	B	B	BG	B				B		B	B	B			B	B	B	B			
Polymer Science								BG																		
Pre-Art Therapy			B			B	B																			B
Pre-Athletic Training																										
Pre-Christian Ministry						B			B					B								B				
Pre-Chiropractic																										
Pre-Dentistry			B		B	B	B		B				B	B						B	B	B		B		B
Pre-Engineering					B	B	B		B						B		A				B	B				
Pre-Forestry																										

	Malone University	Marietta College	Mercy College of Ohio	Mount Carmel College of Nursing	Mount St. Joseph University	University of Mount Union	Mount Vernon Nazarene University	Muskingum University	University of Northwestern Ohio	Notre Dame College	Oberlin College	Ohio Christian University	Ohio Dominican University	Ohio Northern University	Ohio Wesleyan University	Otterbein University	University of Rio Grande	Tiffin University	Union Institute & University	Ursuline College	Walsh University	Wilberforce University	Wilmington College	Wittenberg University	The College of Wooster	Xavier University	Degree Programs B=Bachelor A=Associate G=Graduate
	B																									Organizational Studies / Communication	
										B																Painting	
								A									B									Paralegal	
														B												Peace, Justice and Human Rights	
																										Pediatric Nurse Practitioner	
	B												B												B	Performing Arts	
	B																									Petroleum Geology	
													G													Pharmacy	
													B													Pharmaceutical & Biomedical Sciences	
				B			B			B		B	B	B	B					B			B	B	B	Philosophy	
										B							B									Photography	
						B																				Physical Activity and Recreation Administration	
					B	B																				Physical Education	
													B													Physical Science	
																										Physical Science Education	
				G	G															G						Physical Therapy	
	G	G		G	G							G							G							Physician Assistant	
	B				B		B			B			B	B	B								B	B	B	Physics	
	B												B		B									B		Physics Education	
																										Physics - Interdisciplinary	
																										Physics-Computer Science	
	B	B				B		B		B	B	B	B	B	B	A				B	B	B	B		AB	Political Science	
																										Polymer Science	
				B									B													Pre-Art Therapy	
	B																									Pre-Athletic Training	
																										Pre-Christian Ministry	
	B																									Pre-Chiropractic	
	B	B		B		B	B			B		B	B	B	B		B		B	B				B		Pre-Dentistry	
		B		B					B	B		B		B		A				B				B		Pre-Engineering	
																								B		Pre-Forestry	

Degree Programs B=Bachelor A=Associate G=Graduate	Antioch College	Art Academy of Cincinnati	Ashland University	Aultman College of Nursing and Health Sciences	Baldwin Wallace University	Bluffton University	Capital University	Case Western Reserve University	Cedarville University	The Christ College of Nursing and Health Sciences	Cleveland Institute of Art	Columbus College of Art & Design	University of Dayton	Defiance College	Denison University	The University of Findlay	Franciscan University of Steubenville	Franklin University	Good Samaritan College of Nursing and Health Science	Heidelberg University	Hiram College	John Carroll University	Kenyon College	Kettering College	Lake Erie College	Lourdes University
Pre-Health Professions						B	B		B					B	B		B			B	B	B		B		B
Pre-Law	B		B		B	B	B		B				B	B	B	B				B	B	B				B
Pre-Medicine	B		B		B	B	B		B				B	B	B		B			B	B	B		B		B
Pre-Optometry						B	B		B					B						B	B	B		B		
Pre-Pharmacy			B		B	B	B		B					B						B	B	B		B		B
Pre-Physical Therapy			B		B	B	B		B					B						B	B	B		B		B
Pre-Podiatric Medicine						B															B			B		
Pre-Social Work					B	B								B							B	B				
Pre-Theology/Ministry						B	B							B								B				
Pre-Veterinary			B		B	B	B		B					B	B					B	B	B				B
Primary Education (P-5) / Intervention Specialist			B			B			B					B		B									B	
Printmaking	B	B									B	B														
Professional Writing and Information Design									B							G										
Psychology	B		B		B	B	B	BG	B				B	B	B	B	B	BG		B	B	B	B		B	B
Psychology: Business																										
Psychology: Cross Cultural/International																										
Psychology: Educational																G						G				
Psychology: Experimental																	B									
Psychology: Forensic																						B			B	
Psychology: Industrial & Organizational					B												B					B				
Psychology: School													G													
Psychology: Sports																										
Public Administration													G					G								
Public and Nonprofit Management						B																				
Public Health					BG			G							B						B					B
Public History					B																					

Malone University	Marietta College	Mercy College of Ohio	Mount Carmel College of Nursing	Mount St. Joseph University	University of Mount Union	Mount Vernon Nazarene University	Muskingum University	University of Northwestern Ohio	Notre Dame College	Oberlin College	Ohio Christian University	Ohio Dominican University	Ohio Northern University	Ohio Wesleyan University	Otterbein University	University of Rio Grande	Tiffin University	Union Institute & University	Ursuline College	Walsh University	Wilberforce University	Wilmington College	Wittenberg University	The College of Wooster	Xavier University	Degree Programs B=Bachelor A=Associate G=Graduate
	B	B		B		B	B			B		B	B		B				B	B				B		Pre-Health Professions
B	B			B		B	B			B		B	B	B	B				B	B				B		Pre-Law
B	B	B		B		B	B		B	B		B	B	B	B		B		B	B				B	B	Pre-Medicine
B	B			B		B	B					B	B		B					B				B		Pre-Optometry
B	B	B		B		B	B					B							B	B				B	B	Pre-Pharmacy
B	B	B		B		B	B					B	B		B				B	B				B		Pre-Physical Therapy
				B		B														B				B		Pre-Podiatric Medicine
							B																	B		Pre-Social Work
													B											B		Pre-Theology/Ministry
B	B			B		B	B			B		B	B		B		B		B	B				B		Pre-Veterinary
	B					B						B			B								B		B	Primary Education (P-5) / Intervention Specialist
																										Printmaking
B													B													Professional Writing and Information Design
B	BG			B	B	B	B		B	B	B	B	B	B	B	AB	BG	B	B	B	B	B	B	B	ABG	Psychology
																			B							Psychology: Business
																		B								Psychology: Cross Cultural/International
																			B							Psychology: Educational
																			B							Psychology: Experimental
																	BG		B							Psychology: Forensic
																			B						G	Psychology: Industrial & Organizational
																										Psychology: School
																	B									Psychology: Sports
						B	B		B						B			G								Public Administration
						G																				Public and Nonprofit Management
							B						B	B	B	B				B			B			Public Health
																	B									Public History

Degree Programs B=Bachelor A=Associate G=Graduate	Colleges and Universities																									
	Antioch College	Art Academy of Cincinnati	Ashland University	Aultman College of Nursing and Health Sciences	Baldwin Wallace University	Bluffton University	Capital University	Case Western Reserve University	Cedarville University	The Christ College of Nursing and Health Sciences	Cleveland Institute of Art	Columbus College of Art & Design	University of Dayton	Defiance College	Denison University	The University of Findlay	Franciscan University of Steubenville	Franklin University	Good Samaritan College of Nursing and Health Science	Heidelberg University	Hiram College	John Carroll University	Kenyon College	Kettering College	Lake Erie College	Lourdes University
Public Relations			B		B	B	B									B									B	
Public Safety Management																		AB								
Quantitative Economics																										
Radiologic Technology				A												G								A		
Recreational Management						B																				
Rehabilitation Science																										
Religion			BG		B		B	BG					BG	B	B	B						BG	B			
Religion and Philosophy																										
Religion Education			G				G						B	B			BG									
Religious Pastoral Ministry			G				G		B				G	B												
Renaissance Studies																										
Renewable and Clean Energy													G													
Respiratory Care																								B		
Robotics and Automation Technology																										
Russian & East European Studies																										
Sacred Music																	B									
School Counseling					G		G						G							G		G				
Science Teaching					G	B	B														B					
Sculpture	B	B									B	B														
Self-Designed Major	B				B	B	B	B						AB	B					B	B	B	B		B	
Small Business														B												
Social Media Design												B														
Social Sci Integrated Social Studies					B																					
Social Sciences	B														B			B			B		B			
Social Studies	B														B											
Social Work			B	B		BG	B	G	B					B		B	B									B
Social Work 3+2						G														B						
Sociology	B				B	B	B	BG					B		B		B				B	B	B			

Malone University	Marietta College	Mercy College of Ohio	Mount Carmel College of Nursing	Mount St. Joseph University	University of Mount Union	Mount Vernon Nazarene University	Muskingum University	University of Northwestern Ohio	Notre Dame College	Oberlin College	Ohio Christian University	Ohio Dominican University	Ohio Northern University	Ohio Wesleyan University	Otterbein University	University of Rio Grande	Tiffin University	Union Institute & University	Ursuline College	Walsh University	Wilberforce University	Wilmington College	Wittenberg University	The College of Wooster	Xavier University	Degree Programs B=Bachelor A=Associate G=Graduate
	B				B		B		B			B	B		B		B								B	Public Relations
						B																				Public Safety Management
														B												Qualitative Economics
		A														A										Radiologic Technology
																										Recreational Management
																				B						Rehabilitation Science
				B		B	B			B	B		B	B	B								B	B		Religion
																					B					Religion and Philosophy
																										Religion Education
						BG					BG															Religious Pastoral Ministry
														B												Renaissance Studies
																										Renewable and Clean Energy
																A			B							Respiratory Care
								A																		Robotics and Automation Technology
										B														B		Russian & East European Studies
																										Sacred Music
G																			G					G		School Counseling
	B					B							B													Science Teaching
										B																Sculpture
B	B				B			AB	B	B				B	B							B	B	B		Self-Designed Major
																										Small Business
																BG										Social Media Design
	B					B																				Social Sci Integrated Social Studies
																					B					Social Sciences
													B													Social Studies
B				B		B			B			B				B		B	B		B	B			B	Social Work
																							B			Social Work 3+2
					B		B			B		B	B	B	B				B	B		B	B	AB		Sociology

Degree Programs B=Bachelor A=Associate G=Graduate																				
	Antioch College	Art Academy of Cincinnati	Ashland University	Aultman College of Nursing and Health Sciences	Baldwin Wallace University	Bluffton University	Capital University	Case Western Reserve University	Cedarville University	The Christ College of Nursing and Health Sciences	Cleveland Institute of Art	Columbus College of Art & Design	University of Dayton	Defiance College	Denison University	The University of Findlay	Franciscan University of Steubenville	Franklin University	Good Samaritan College of Nursing and Health Science	Heidelberg University
Software Engineering/Multi-Platform Software Development					B												B			
Spanish Education - Multi-age						B			B							B				
Special Education Elementary Dual Degree																				B
Speech					G	B														
Speech, Language and Hearing Sciences						B														
Sports Administration / Sports Management			BG		BG	B			B					BG				B		B
Sports Business						B							B	BG		B				
Sports Leadership																			BG	
Sports Medicine						B			B											
Statistics	B							BG							B					B
Strategic Marketing					G									B						
Strength and Conditioning						B										B				
Studio Art		B			B	B	B		B			B								
Substance Abuse Counseling																				
Surgical Technology																		A		
Sustainability	B				B								B						B	
Technical Administration																				
Technology-Enhanced Learning													G							
TESOL						B										BG				
Theatre					B	B	B	B	B							B	B		B	
Theology			G			B			BG				G		B		ABG			BG
Therapeutic Horsemanship																				
Toxicology			B																	
Transdisciplinary Early Childhood Education													G							
Travel Management																				
Unmanned Aircraft Systems																				

Malone University	Marietta College	Mercy College of Ohio	Mount Carmel College of Nursing	Mount St. Joseph University	University of Mount Union	Mount Vernon Nazarene University	Muskingum University	University of Northwestern Ohio	Notre Dame College	Oberlin College	Ohio Christian University	Ohio Dominican University	Ohio Northern University	Ohio Wesleyan University	Otterbein University	University of Rio Grande	Tiffin University	Union Institute & University	Ursuline College	Walsh University	Wilberforce University	Wilmington College	Wittenberg University	The College of Wooster	Xavier University	Degree Programs B=Bachelor A=Associate G=Graduate
					B												B									Software Engineering/Multi-Platform Software Development
																							B			Spanish Education - Multi-age
	B																							G		Special Education Elementary Dual Degree
																										Speech
				B		B																	B			Speech, Language and Hearing Sciences
B	B			B		B	B	AB	B		B	BG	B	B	B		BG		B	B		B	BG		BG	Sports Administration / Sports Management
					B	B																				Sports Business
																										Sports Leadership
	B																									Sports Medicine
										B			B											B		Statistics
																										Strategic Marketing
													B													Strength and Conditioning
	B					B				B			B	B										B		Studio Art
											B						BG									Substance Abuse Counseling
																										Surgical Technology
															B									B	B	Sustainability
																	G									Technical Administration
																										Technology-Enhanced Learning
												G														TESOL
	B				B		B			B			B	B	B							B	B	B	B	Theatre
						B					BG	ABG							G	B				ABG		Theology
																										Therapeutic Horsemanship
																										Toxicology
																										Transdisciplinary Early Childhood Education
								A																		Travel Management
																	B									Unmanned Aircraft Systems

Degree Programs B=Bachelor A=Associate G=Graduate																												
	Antioch College	Art Academy of Cincinnati	Ashland University	Aultman College of Nursing and Health Sciences	Baldwin Wallace University	Bluffton University	Capital University	Case Western Reserve University	Cedarville University	The Christ College of Nursing and Health Sciences	Cleveland Institute of Art	Columbus College of Art & Design	University of Dayton	Defiance College	Denison University	The University of Findlay	Franciscan University of Steubenville	Franklin University	Good Samaritan College of Nursing and Health Science	Heidelberg University	Hiram College	John Carroll University	Kenyon College	Kettering College	Lake Erie College	Lourdes University		
Urban Ministries			G																									
Urban Studies																												
User Experience												G																
Video Game Production												B		B														
Web and Mobile App Development																												
Web Development														B		B												
Welding																												
Wellness						B										B												
Women's Studies						B		B					B		B							B	B					
World Missions			G																									
Worship			G				B		BG																			
Writing	B	B	BG			B	B								B	G	B					B						
Youth Ministry			G			B	B										B											
Zoology	B																											

Malone University	Marietta College	Mercy College of Ohio	Mount Carmel College of Nursing	Mount St. Joseph University	University of Mount Union	Mount Vernon Nazarene University	Muskingum University	University of Northwestern Ohio	Notre Dame College	Oberlin College	Ohio Christian University	Ohio Dominican University	Ohio Northern University	Ohio Wesleyan University	Otterbein University	University of Rio Grande	Tiffin University	Union Institute & University	Ursuline College	Walsh University	Wilberforce University	Wilmington College	Wittenberg University	The College of Wooster	Xavier University	Degree Programs B=Bachelor A=Associate G=Graduate
						B																				Urban Ministries
B																								B	G	Urban Studies
																										User Experience
																	B									Video Game Production
				B																						Web and Mobile App Development
																	B			B						Web Development
																A										Welding
																	B	G	G							Wellness
										B				B	B									B		Women's Studies
						B					B															World Missions
						B					AB															Worship
										B			B	B				G		B						Writing
						B							B													Youth Ministry
B														B												Zoology

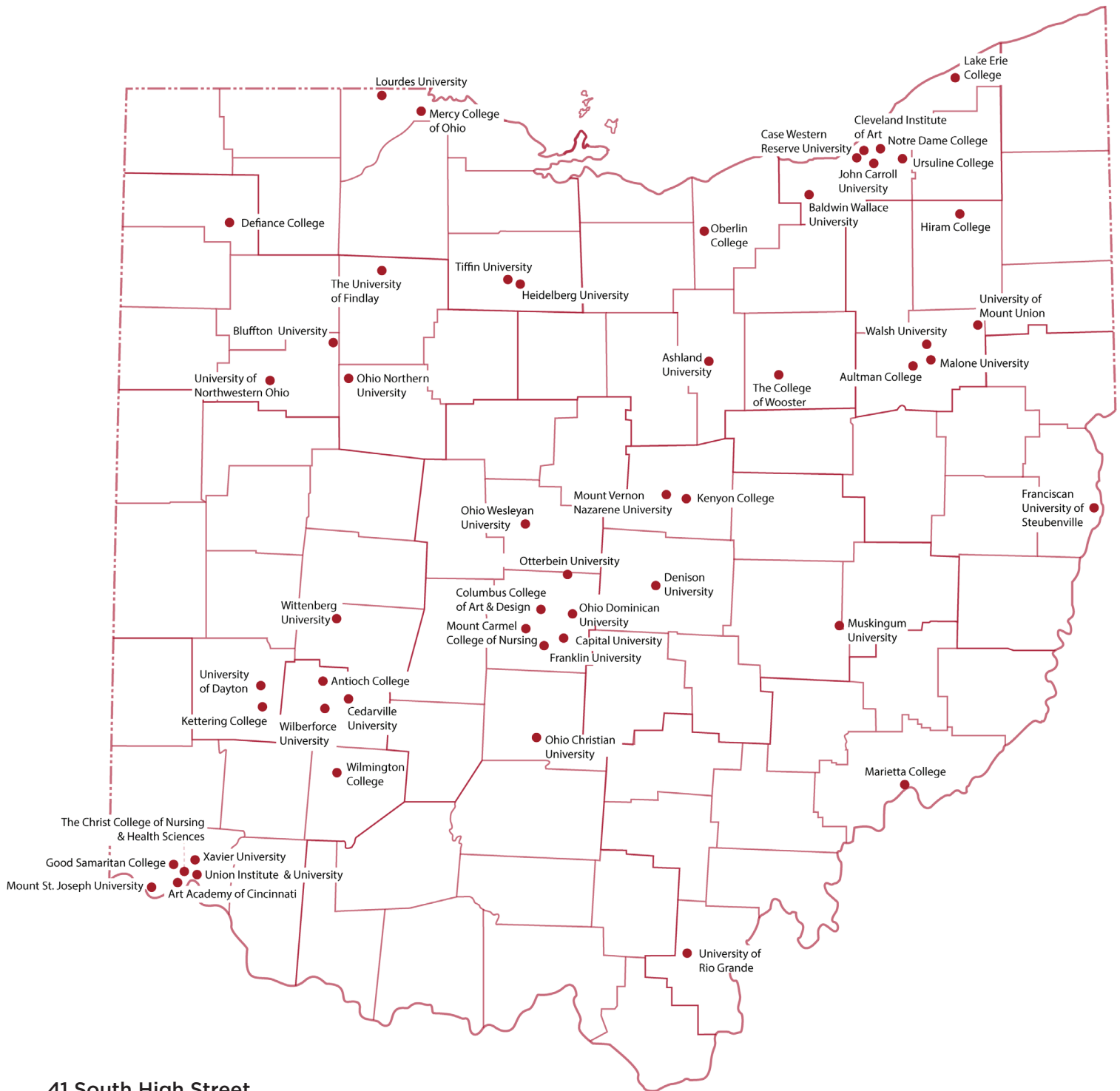
Intercollegiate Athletics & Student Activities	Partners																									
	Antioch College	Art Academy of Cincinnati	Ashland University	Aultman College of Nursing and Health Sciences	Baldwin Wallace University	Bluffton University	Capital University	Case Western Reserve University	Cedarville University	The Christ College of Nursing and Health Sciences	Cleveland Institute of Art	Columbus College of Art & Design	University of Dayton	Defiance College	Denison University	The University of Findlay	Franciscan University of Steubenville	Franklin University	Good Samaritan College of Nursing and Health Science	Heidelberg University	Hiram College	John Carroll University	Kenyon College	Kettering College	Lake Erie College	Lourdes University
Co-ed E-Sports			X		X	X							X	X												X
Co-ed Equestrian													X			X									X	
Men's Baseball			X		X	X	X	X	X				X	X	X	X	X			X	X	X	X		X	X
Men's Basketball			X		X	X	X	X	X				X	X	X	X	X			X	X	X	X		X	X
Men's Bowling					X								X													X
Men's Cheerleading									X					X												X
Men's Crew																										
Men's Cross Country			X		X	X	X	X	X				X	X	X	X	X			X	X	X	X		X	X
Men's E-Sports			X																X							X
Men's Football			X		X	X	X	X					X	X	X	X				X	X	X	X		X	
Men's Golf			X		X	X	X		X				X	X	X	X				X	X	X	X		X	X
Men's Hockey															X											
Men's Lacrosse			X		X		X								X		X			X	X	X	X		X	X
Men's Riflery and Shooting													X													
Men's Soccer			X		X	X	X	X	X				X	X	X	X	X			X	X	X	X		X	X
Men's Sprint Football																										
Men's Stunt			X																							
Men's Swimming/Diving			X		X	X		X							X	X				X	X	X	X			
Men's Tennis			X		X		X	X	X				X		X	X	X					X	X			X
Men's Track & Field			X		X	X	X	X	X					X	X	X	X			X	X	X	X		X	X
Men's Volleyball			X		X										X						X					X
Men's Wrestling			X		X			X						X		X				X	X	X			X	X
Women's Basketball			X		X	X	X	X	X				X	X	X	X	X			X	X	X	X		X	X
Women's Bowling					X								X													X
Women's Cheerleading								X	X					X	X					X	X					X
Women's Crew													X													
Women's Cross Country			X		X	X	X	X	X				X	X	X	X	X			X	X	X	X		X	X
Women's E-Sports			X																	X						X
Women's Fencing															X											
Women's Field Hockey															X								X			
Women's Golf			X		X	X	X						X	X	X	X	X			X	X	X			X	X
Women's Hockey															X											
Women's Lacrosse			X		X		X								X	X	X			X		X	X		X	X
Women's Riflery and Shooting													X													
Women's Soccer			X		X	X	X	X	X				X	X	X	X	X			X	X	X	X		X	X
Women's Softball			X		X	X	X	X	X				X	X	X	X	X			X	X	X	X		X	X
Women's Stunt			X		X															X	X					
Women's Swimming & Diving			X		X	X		X							X	X	X			X	X	X	X			
Women's Tennis			X		X		X	X	X				X		X	X	X					X	X			X
Women's Track & Field			X		X	X	X	X	X				X	X	X	X	X			X	X	X	X		X	X
Women's Volleyball			X		X	X	X	X	X				X	X	X	X	X			X	X	X	X		X	X
Women's Water Polo																										
Women's Wrestling					X														X		X					X

Intercollegiate Athletics & Student Activities																										
Malone University	Marietta College	Mercy College of Ohio	Mount Carmel College of Nursing	Mount St. Joseph University	University of Mount Union	Mount Vernon Nazarene University	Muskingum University	University of Northwestern Ohio	Notre Dame College	Oberlin College	Ohio Christian University	Ohio Dominican University	Ohio Northern University	Ohio Wesleyan University	Otterbein University	University of Rio Grande	Tiffin University	Union Institute & University	Ursuline College	Walsh University	Wilberforce University	Wilmington College	Wittenberg University	The College of Wooster	Xavier University	
X	X			X	X	X	X				X		X	X	X	X	X								Co-ed E-Sports	
															X										Co-ed Equestrian	
X	X			X	X	X	X	X	X	X	X	X	X	X	X	X	X			X	X	X	X	X	X	Men's Baseball
X	X			X	X	X	X	X	X	X	X	X	X	X	X	X	X			X	X	X	X	X	X	Men's Basketball
						X	X	X					X			X	X			X						Men's Bowling
	X					X			X						X	X	X					X			X	Men's Cheerleading
	X																									Men's Crew
X	X			X	X	X	X		X	X	X	X	X	X	X	X	X			X	X	X	X	X	X	Men's Cross Country
	X			X			X				X					X										Men's E-Sports
	X			X	X		X		X	X		X	X	X	X		X			X		X	X	X		Men's Football
X	X			X	X	X	X	X	X		X	X	X	X	X	X	X			X	X		X	X	X	Men's Golf
																							X			Men's Hockey
X	X			X	X	X	X			X			X	X	X		X			X		X	X	X		Men's Lacrosse
																										Men's Riflery and Shooting
X	X			X	X	X	X	X	X	X	X	X	X	X	X	X	X			X		X	X	X	X	Men's Soccer
																				X						Men's Sprint Football
																	X									Men's Stunt
X					X	X			X	X			X	X								X	X	X	X	Men's Swimming/Diving
	X				X	X		X		X			X	X	X		X			X			X	X	X	Men's Tennis
X	X			X	X	X	X		X	X	X	X	X	X	X	X	X			X		X	X	X	X	Men's Track & Field
				X	X	X										X							X			Men's Volleyball
				X	X		X		X				X	X	X	X	X					X				Men's Wrestling
X	X			X	X	X	X	X	X	X	X	X	X	X	X	X	X		X	X	X	X	X	X	X	Women's Basketball
						X	X	X		X			X			X	X		X	X			X			Women's Bowling
X	X			X	X	X	X		X			X		X	X	X	X			X	X	X		X	X	Women's Cheerleading
	X																									Women's Crew
X	X			X	X	X	X		X	X	X	X	X	X	X	X	X		X	X	X	X	X	X	X	Women's Cross Country
	X			X			X									X										Women's E-Sports
										X				X									X	X		Women's Field Hockey
X	X			X	X	X	X	X	X		X	X	X	X	X	X	X		X	X	X		X	X	X	Women's Golf
										X																Women's Hockey
X	X			X	X	X	X		X	X			X	X	X		X		X	X			X	X	X	Women's Lacrosse
																										Women's Riflery and Shooting
X	X			X	X	X	X	X	X	X	X	X	X	X	X	X	X		X	X		X	X	X	X	Women's Soccer
X	X			X	X	X	X	X	X	X	X	X	X	X	X	X	X		X	X		X	X	X		Women's Softball
X							X										X		X	X						Women's Stunt
X					X	X			X	X			X	X								X	X	X	X	Women's Swimming & Diving
	X				X	X	X	X	X	X			X	X	X		X		X	X			X	X	X	Women's Tennis
X	X			X	X	X	X		X	X	X	X	X	X	X	X	X		X	X		X	X	X	X	Women's Track & Field
X	X			X	X	X	X	X	X	X	X	X	X	X	X	X	X		X	X		X	X	X	X	Women's Volleyball
																							X			Women's Water Polo
															X		X									Women's Wrestling

Intercollegiate Athletics & Student Activities	Colleges and Universities																											
	Antioch College	Art Academy of Cincinnati	Ashland University	Aultman College of Nursing and Health Sciences	Baldwin Wallace University	Bluffton University	Capital University	Case Western Reserve University	Cedarville University	The Christ College of Nursing and Health Sciences	Cleveland Institute of Art	Columbus College of Art & Design	University of Dayton	Defiance College	Denison University	The University of Findlay	Franciscan University of Steubenville	Franklin University	Good Samaritan College of Nursing and Health Science	Heidelberg University	Hiram College	John Carroll University	Kenyon College	Kettering College	Lake Erie College	Lourdes University		
Student Activities																												
Academic Clubs		X	X	X	X	X	X	X	X		X	X	X	X	X	X	X			X	X	X	X		X	X		
Choral Groups			X		X	X	X	X	X				X	X	X	X	X			X	X	X	X		X	X		
Community Service Organizations	X	X		X	X	X	X	X	X		X		X	X	X	X	X			X	X	X	X	X		X		
Dance			X		X		X	X	X				X	X	X	X				X	X	X	X		X			
Club Esports																												
Gender and Sexuality		X				X					X	X				X				X	X	X	X					
Greek Life			X		X		X	X			X		X	X	X	X				X	X	X	X					
Honor Societies			X	X	X	X	X	X	X	X			X	X	X	X	X		X	X	X	X	X	X	X	X		
International Student Organizations			X		X	X	X	X	X		X	X	X		X	X	X			X	X		X					
Intramural or Club Sports			X		X	X	X	X	X		X		X	X	X	X	X			X	X	X	X		X	X		
Jazz Band			X		X	X	X	X	X				X	X	X	X				X	X	X	X					
Literary Magazine		X	X		X	X	X	X			X	X	X	X	X	X	X			X	X	X	X			X		
Marching Band			X		X			X			X		X	X		X				X								
Minority Student Organizations	X	X	X		X	X	X	X	X	X	X	X	X	X	X	X			X	X	X	X	X		X	X		
Model UN									X											X								
Musical Theater			X		X	X	X	X	X				X	X	X	X				X	X		X					
Opera					X								X							X								
Pep Band						X			X				X	X		X				X	X	X	X			X		
Podcast Studio	X	X				X														X	X							
Political Activist Organizations	X		X		X		X	X	X		X		X		X	X	X			X	X	X	X					
Professional Societies		X	X	X	X	X	X	X	X	X	X		X	X	X	X	X	X	X	X	X	X	X	X	X	X		
Radio Station	X	X	X		X	X	X	X	X				X	X	X	X	X					X	X					
Religious Organizations			X		X	X	X	X	X		X	X	X	X	X	X	X		X	X	X	X	X	X		X		
Student Government	X	X	X	X	X	X	X	X	X	X	X	X	X	X	X	X	X		X	X	X	X	X		X	X		
Student Newspaper	X		X		X	X	X	X	X				X	X	X	X	X			X		X	X			X		
Symphonic Band/Orchestra			X		X	X		X	X				X	X	X	X				X	X		X					
Television Station			X		X		X						X			X				X		X						
Theater/Dance			X		X	X	X	X	X				X	X	X	X	X			X	X		X		X	X		
Yearbook			X		X			X	X				X		X		X			X			X					

	Malone University	Marietta College	Mercy College of Ohio	Mount Carmel College of Nursing	Mount St. Joseph University	University of Mount Union	Mount Vernon Nazarene University	Muskingum University	University of Northwestern Ohio	Notre Dame College	Oberlin College	Ohio Christian University	Ohio Dominican University	Ohio Northern University	Ohio Wesleyan University	Otterbein University	University of Rio Grande	Tiffin University	Union Institute & University	Ursuline College	Walsh University	Wilberforce University	Wilmington College	Wittenberg University	The College of Wooster	Xavier University		Intercollegiate Athletics & Student Activities
																											Student Activities	
X	X			X	X	X	X	X	X	X	X	X	X	X	X	X	X		X	X	X	X	X	X	X	X	Academic Clubs	
X	X			X	X	X	X		X	X	X	X	X	X	X	X	X		X	X	X	X	X	X	X	X	Choral Groups	
X	X		X	X	X	X	X	X	X	X	X	X	X	X	X	X	X		X	X	X	X	X	X	X	X	Community Service Organizations	
				X	X		X		X	X			X	X	X	X	X			X	X		X	X	X	X	Dance	
																							X				Club Esports	
					X				X	X		X	X	X	X	X		X		X					X	X	Gender and Sexuality	
	X			X	X		X							X	X	X	X	X				X	X	X	X	X	Greek Life	
X	X	X	X	X	X	X	X	X	X	X	X	X	X	X	X	X	X	X	X	X	X		X	X	X	X	Honor Societies	
X	X				X	X	X	X	X	X		X	X	X	X	X		X			X		X	X	X	X	International Student Organizations	
X	X			X	X	X	X	X	X	X	X	X	X	X	X	X	X	X			X	X	X	X	X	X	Intramural or Club Sports	
X	X			X	X	X	X		X	X				X	X			X						X	X	X	Jazz Band	
X	X			X	X	X	X		X	X		X	X	X	X	X				X			X	X	X	X	Literary Magazine	
					X		X		X	X		X	X	X	X	X		X			X	X	X		X		Marching Band	
X	X	X	X	X	X	X	X	X		X	X		X	X	X	X	X	X		X	X	X	X	X	X	X	Minority Student Organizations	
					X									X	X										X		Model UN	
	X			X	X	X	X		X	X	X	X	X	X	X	X		X					X	X	X	X	Musical Theater	
X										X					X									X			Opera	
	X					X	X					X	X	X	X			X		X		X				X	Pep Band	
						X												X		X		X	X			X	Podcast Studio	
	X					X	X	X			X			X	X	X		X		X	X		X	X	X	X	Political Activist Organizations	
X	X	X	X	X	X	X	X	X	X		X	X	X	X	X	X	X	X		X	X		X	X		X	Professional Societies	
	X					X	X	X			X					X	X	X			X		X	X	X		Radio Station	
X	X		X	X	X	X	X	X	X	X	X	X	X	X	X	X	X	X		X	X	X	X	X	X	X	Religious Organizations	
X	X	X	X	X	X	X	X	X	X	X	X	X	X	X	X	X	X	X			X	X	X	X	X	X	Student Government	
X	X			X	X	X	X				X			X	X	X	X	X			X		X	X	X	X	Student Newspaper	
X						X	X	X		X	X	X		X	X			X					X	X	X	X	Symphonic Band/Orchestra	
		X						X								X	X				X					X	Television Station	
X	X			X	X	X	X		X	X	X	X	X	X	X	X		X		X	X		X	X	X	X	Theater/Dance	
		X					X	X			X			X							X		X	X	X		Yearbook	

OHIO'S INDEPENDENT COLLEGES AND UNIVERSITIES



41 South High Street
Suite 1690
Columbus, Ohio 43215
Phone 614.228.2196
Fax 614.228.8406
www.aicuo.edu
www.ohioprivatecolleges.org

